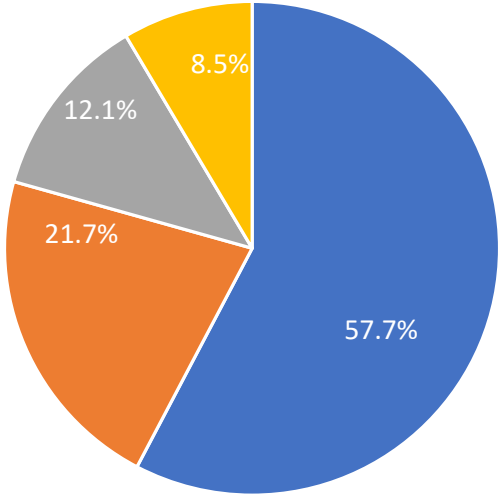


**Number of Booster Doses Administered to Boston Residents, as of May 17, 2022**

	<b># of Boosters</b>	<b>% of Total Boosters</b>
<b>Total</b>	271,062	100.0%
<b>Age Group</b>		
0-4 Years	N/A	N/A
5-11 Years	N/A	N/A
12-15 Years	4,445	1.6%
16-19 Years	7,764	2.9%
20-29 Years	51,662	19.1%
30-39 Years	56,378	20.8%
40-49 Years	36,132	13.3%
50-59 Years	38,617	14.2%
60-64 Years	20,075	7.4%
65-69 Years	18,100	6.7%
70-74 Years	14,774	5.5%
75-79 Years	10,199	3.8%
80 + Years	12,898	4.8%
<b>Gender</b>		
Female	149,431	55.1%
Male	121,112	44.7%
Unknown/undifferentiated	519	0.2%
<b>Race/Ethnicity</b>		
AI/AN	218	0.1%
Asian/PI	34,700	12.8%
Black	47,911	17.7%
Latinx	37,943	14.0%
Multi	11,980	4.4%
Other	5,239	1.9%
White	130,128	48.0%
Unknown	2,943	1.1%
<b>Neighborhood</b>		
Allston/Brighton	30,143	11.1%
BB/BH/DT/NE/WE	25,488	9.4%
Charlestown	9,080	3.3%
Dorchester 21-25	21,619	8.0%
Dorchester 22-24	28,667	10.6%
East Boston	17,110	6.3%
Fenway	16,437	6.1%
Hyde Park	13,650	5.0%
Jamaica Plain	19,833	7.3%
Mattapan	8,208	3.0%
Roslindale	14,404	5.3%
Roxbury	16,004	5.9%
South Boston	18,162	6.7%
South End	17,917	6.6%
West Roxbury	14,340	5.3%

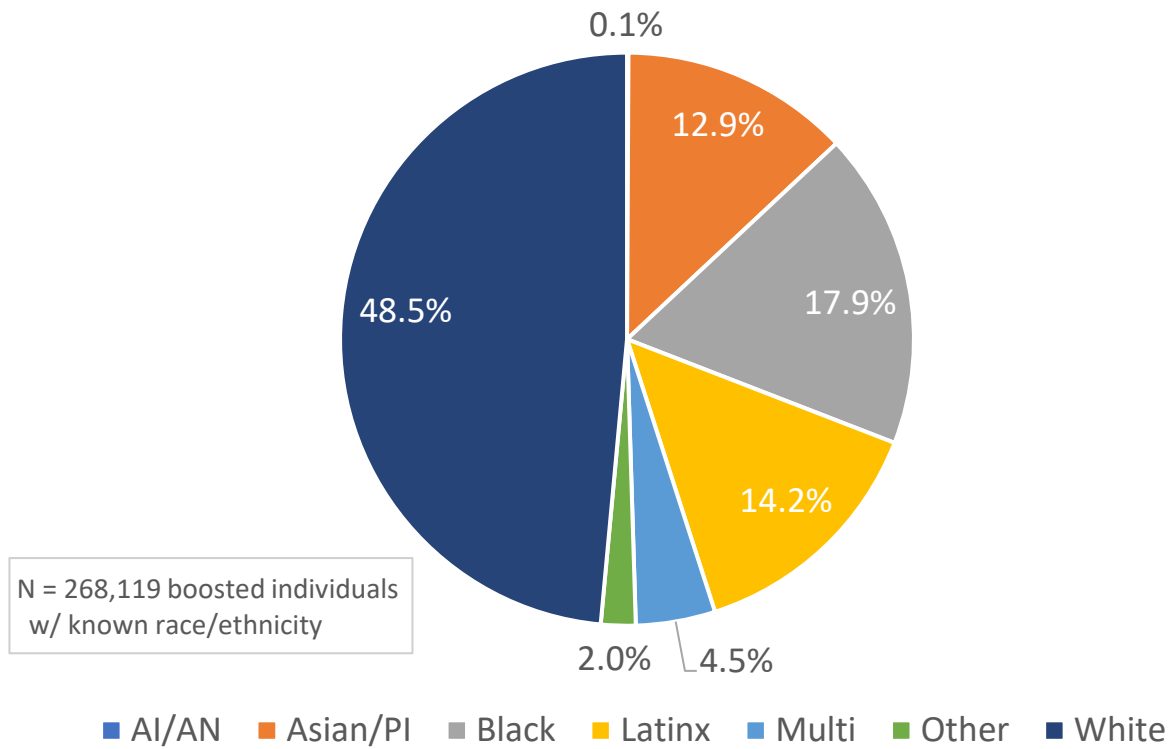
Percentage Distribution of Booster Doses Administered by Age Group,  
as of May 17, 2022



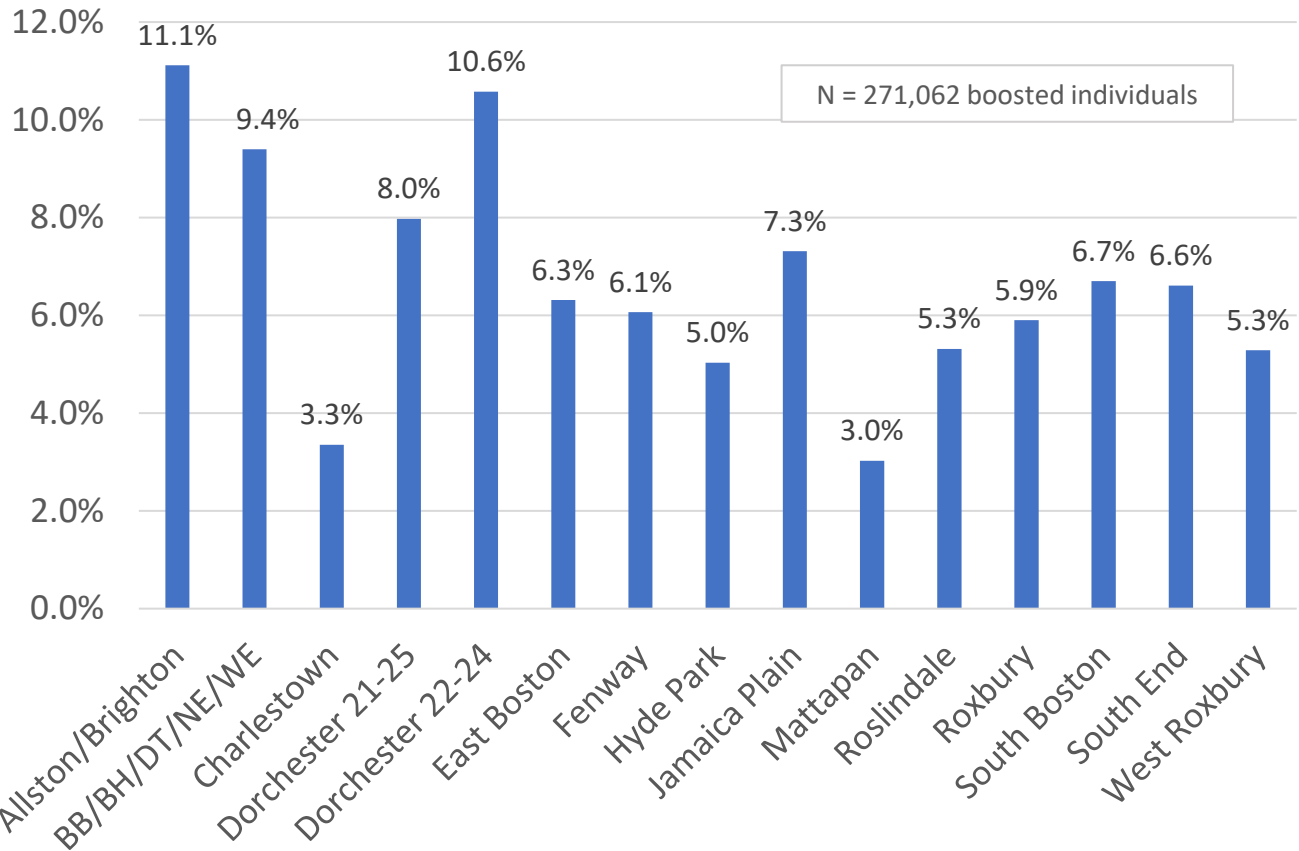
N = 271,062 boosted individuals

■ < 50 years   ■ 50-64 years   ■ 65-74 years   ■ 75+ years

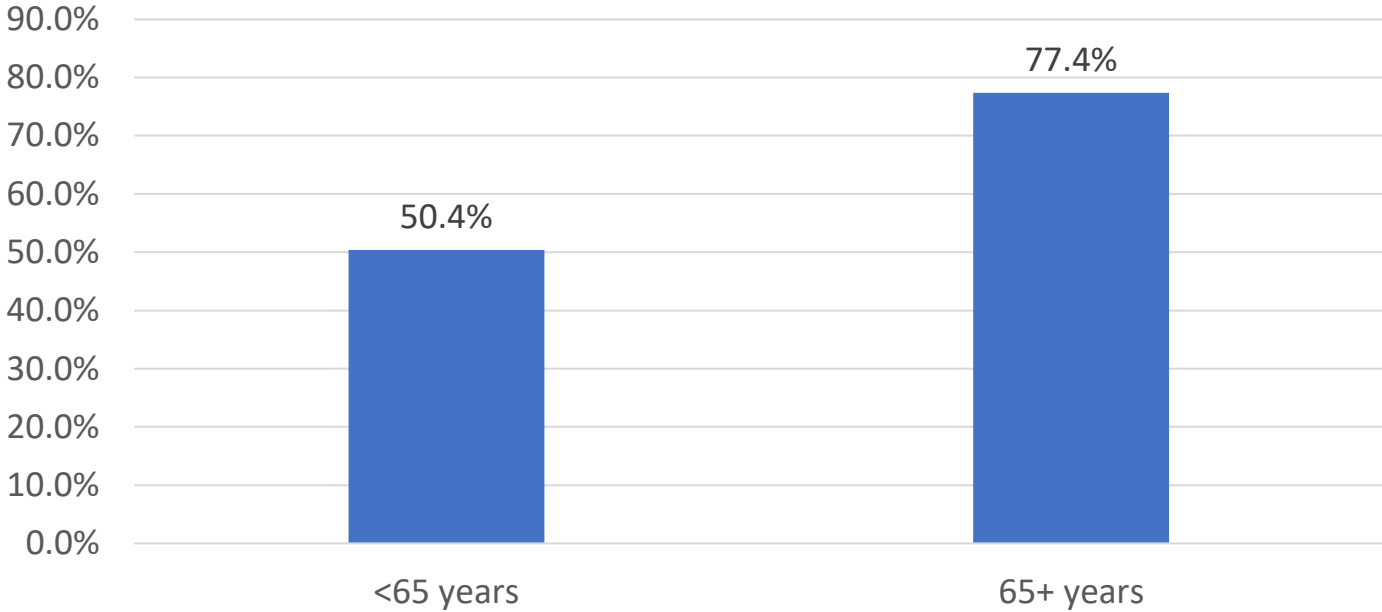
### Percentage Distribution of Booster Doses Administered by Race/Ethnicity, as of May 17, 2022



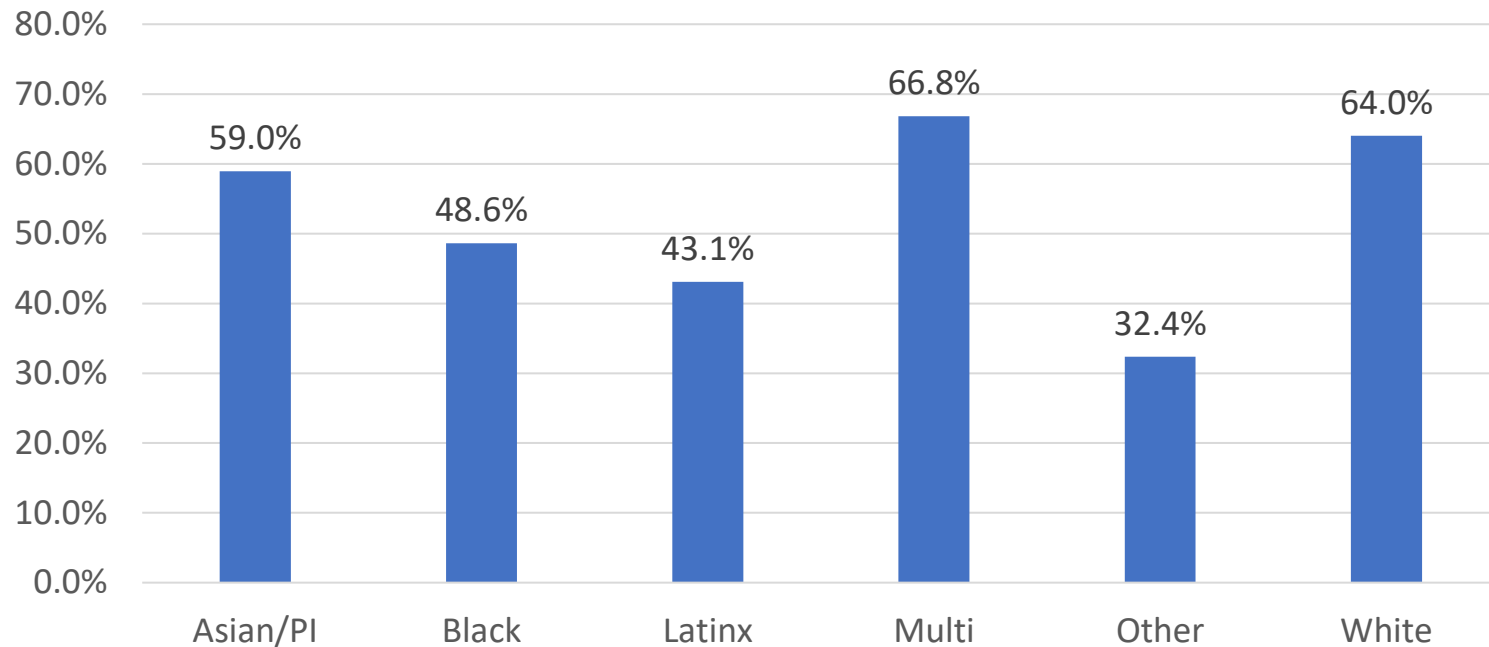
### Percentage Distribution of Booster Doses Administered by Neighborhood, as of May 17, 2022



Percent of COVID-19 Fully Vaccinated Individuals Who Have Received Booster, by Age Group (as of May 17, 2022)



### Percent of COVID-19 Fully Vaccinated Individuals Who Have Received Booster, by Race/Ethnicity (as of May 17, 2022)

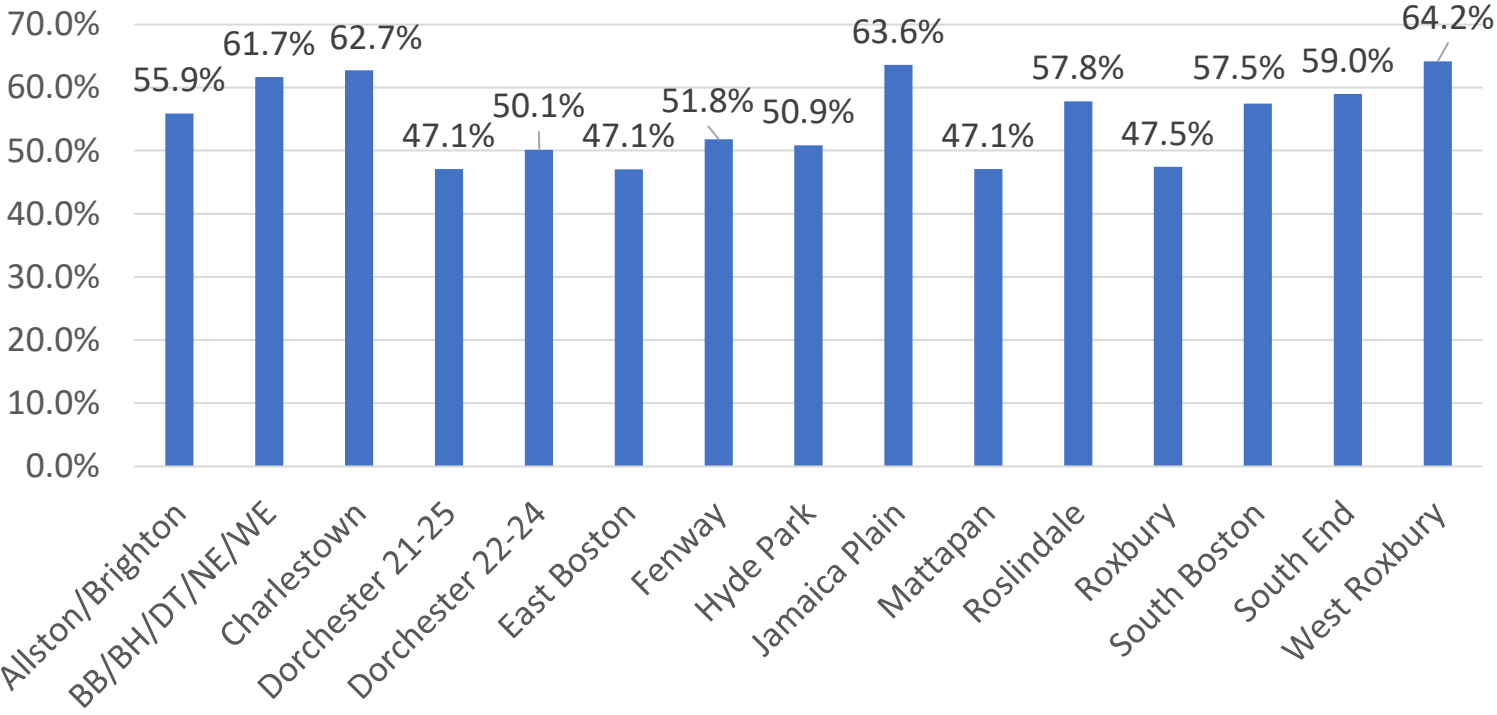


Asian/PI = Asian, Native Hawaiian, and Pacific Islander

Boston percentage of fully vaccinated individuals = 54.3%.

Data Sources: Massachusetts Department of Public Health, Massachusetts Immunization Information System

### Percent of COVID-19 Fully Vaccinated Individuals Who Have Received Booster, by Neighborhood (as of May 17, 2022)



BB/BH/DT/NE/WE = Back Bay/Beacon Hill/Downtown/North End/West End

Boston percentage of fully vaccinated individuals = 54.3%.

Data Sources: Massachusetts Department of Public Health, Massachusetts Immunization Information System