

9.1.21

42 Englewood Ave
Brighton MA 02135

Window Replacement project - Side and Rear Windows Only. Street facing windows to be replaced at a later date.
Replacement project to include only the windows circled in red.

Window Vendor: Three Sons Window and Door - Waltham MA. (Anderson Certified Installer)
Scheduled replacement window to match windows recently installed at 38 Englewood Ave.

Here is the property.



Here is the view(s) of the property from the street. Street facing - Front



Side 1 of the building facing 38 Englewood Ave.



1:



2:



3:



4:



5:



6:



7:



Rear of building.



1:



2:



3:



4:



5:



6:



7:



8:



9:



Side 2 of the building facing 46 Englewood Ave.



1:



2:



3:




4:



5:



6:



7:



8:



9:





The Home Depot Special Order Quote

Customer Agreement #: H2688-198707

Printed Date: 6/23/2021

Customer: THREE SONS- WINDOW AND DOOR
Address: 42 FELTON ST
 WALTHAM, MA 02453
Phone 1: 781-899-6353
Phone 2: 791-953-4699
Email: ANNETTE@THREESONSWINDOW.COM

Store: 2688
Associate: STEPHEN
Address: 3 MYSTIC VIEW RD
 EVERETT, MA 02149
Phone: 617-389-2323

Pre-Savings Total: \$26,635.57
Total Savings: (\$0.00)
Pre-Tax Price: \$26,635.57

Jacobelus

All prices are subject to change. Customer is responsible for verifying product selections. The Home Depot will not accept returns for the below products.



RO Size = 31 5/8" x 65"
Unit Size = 31 1/4" x 64 3/4"

Line Number	Item Summary	Was Price	Now Price	Quantity	Total Price
100-1	400 Series Double-Hung-Insert Equal Sash, AA, Rough Opening 31.625 x 65, 31.25 x 64.75, White w/White Sash / Frame:Pine White - Painted Panel:Pine White - Painted			4	
100-2	Insect Screen 1: 400 Series Double-Hung-Insert, TWI 31.25 x 64.75 0 Degrees - Flat Full Screen Aluminum White Version:03/26/2021				
Unit 100 Total:		\$885.30	\$885.30	\$0.00	\$1,770.60

Begin Line 100 Descriptions

---- Line 100-1 ----

400 Series Double-Hung-Insert
 Overall Rough Opening = 31 5/8" x 65"
 Overall Unit = 31 1/4" x 64 3/4"
 Installation Zip Code = 02149
 U.S. ENERGY STAR® Climate Zone = Northern
 Search by Unit Code = No
 Sash Width = 31 1/4
 Sash Height = 64 3/4
 Unit Sill Angle = 0 Degrees - Flat
 Venting / Hanging = AA
 Exterior Frame Color = White
 Exterior Sash / Panel Color = White
 Interior Frame Wood Species = Pine
 Interior Frame Finish Color = White - Painted
 Interior Sash / Panel Wood Species = Pine
 Interior Sash / Panel Finish Color = White - Painted
 Jamb Liner Color = White
 Glass Construction Type = Dual Pane

Glass Tint = No Tint
 Specialty Glass = None
 Gas Fill = Argon
 Glass / Grille Spacer Color = Stainless
 Unit 1 Lower Glass: None
 Unit 1 Upper Glass: Simulated Divided Light (SDL)
 Unit 1 Upper Glass: Specified Equal Light
 Unit 1 Upper Glass: Grille Pattern = Specified Equal Light
 Unit 1 Upper Glass: Simulated Check Rail = No
 Unit 1 Upper Glass: Grille Bar Width = 3/4"
 Unit 1 Upper Glass: Exterior Grille Color = White
 Unit 1 Upper Glass: Interior Grille Species = Pine
 Unit 1 Upper Glass: Interior Grille Color = White
 Unit 1 Upper Glass: 3W2H
 DP/PG Upgrade = No
 Sash Lift Type = None
 Lock Hardware Style = Traditional
 Number of Sash Locks = 1

Security Sensor Type = None
 Insect Screen Type = Full Screen
 Insect Screen Material = Aluminum
 Insect Screen Color = White
 Exterior Stop Cover = Yes
 Installation Material Options = No
 Re-Order Item = No
 Room Location =
 Unit U-Factor = 0.26
 Unit Solar Heat Gain Coefficient (SHGC) = 0.28
 Unit CPD Number = AND-N-132-01026-00002
 U.S. ENERGY STAR Certified = Yes
 Clear Opening Width = 27.452
 Clear Opening Height = 27.329
 Clear Opening Area = 5.21
 SKU = 289185
 Vendor Name = S/O ANDERSEN LOGISTICS
 Vendor Number = 60509030
 Customer Service = (888) 888-7020


Glass Option = Low-E4 HeatLock
 High Altitude Breather Tubes = No
 Glass Strength = Standard

Lock Hardware Color/Finish = White (Factory Applied)
 Window Opening Control Device = No

Catalog Version Date = 03/26/2021

---- Line 100-2 Description is the same as line 100-1 ----

End Line 100 Descriptions



RO Size = 43 5/8" x 65"
 Unit Size = 43 1/4" x 64 3/4"

Line Number	Item Summary	Unit Price	Quantity	Total Savings	Total Price
200-1	400 Series Double-Hung-Insert Equal Sash, AA, Rough Opening 43.625 x 65, 43.25 x 64.75, White w/White Sash / Frame:Pine White - Painted Panel:Pine White - Painted				
200-2	Insect Screen 1: 400 Series Double-Hung-Insert, TWI 43.25 x 64.75 0 Degrees - Flat Full Screen Aluminum White Version:03/26/2021				
Unit 200 Total:		\$1,020.72	\$1,020.72	\$0.00	\$6,124.32

Begin Line 200 Descriptions

---- Line 200-1 ----

400 Series Double-Hung-Insert
 Overall Rough Opening = 43 5/8" x 65"
 Overall Unit = 43 1/4" x 64 3/4"
 Installation Zip Code = 02149
 U.S. ENERGY STAR® Climate Zone = Northern
 Search by Unit Code = No
 Sash Width = 43 1/4
 Sash Height = 64 3/4
 Unit Sill Angle = 0 Degrees - Flat
 Venting / Handing = AA
 Exterior Frame Color = White
 Exterior Sash / Panel Color = White
 Interior Frame Wood Species = Pine
 Interior Frame Finish Color = White - Painted
 Interior Sash / Panel Wood Species = Pine
 Interior Sash / Panel Finish Color = White - Painted
 Jamb Liner Color = White
 Glass Construction Type = Dual Pane
 Glass Option = Low-E4 HeatLock
 High Altitude Breather Tubes = No
 Glass Strength = Standard

Glass Tint = No Tint
 Specialty Glass = None
 Gas Fill = Argon
 Glass / Grille Spacer Color = Stainless
 Unit 1 Lower Glass: None
 Unit 1 Upper Glass: Simulated Divided Light (SDL)
 Unit 1 Upper Glass: Specified Equal Light
 Unit 1 Upper Glass: Grille Pattern = Specified Equal Light
 Unit 1 Upper Glass: Simulated Check Rail = No
 Unit 1 Upper Glass: Grille Bar Width = 3/4"
 Unit 1 Upper Glass: Exterior Grille Color = White
 Unit 1 Upper Glass: Interior Grille Species = Pine
 Unit 1 Upper Glass: Interior Grille Color = White
 Unit 1 Upper Glass: 4W2H
 DP/PG Upgrade = No
 Sash Lift Type = None
 Lock Hardware Style = Traditional
 Number of Sash Locks = 1
 Lock Hardware Color/Finish = White (Factory Applied)
 Window Opening Control Device = No

Security Sensor Type = None
 Insect Screen Type = Full Screen
 Insect Screen Material = Aluminum
 Insect Screen Color = White
 Exterior Stop Cover = Yes
 Installation Material Options = No
 Re-Order Item = No
 Room Location =
 Unit U-Factor = 0.26
 Unit Solar Heat Gain Coefficient (SHGC) = 0.28
 Unit CPD Number = AND-N-132-01026-00002
 U.S. ENERGY STAR Certified = Yes
 Clear Opening Width = 39.452
 Clear Opening Height = 27.329
 Clear Opening Area = 7.4874
 SKU = 289185
 Vendor Name = S/O ANDERSEN LOGISTICS
 Vendor Number = 60509030
 Customer Service = (888) 888-7020
 Catalog Version Date = 03/26/2021

---- Line 200-2 Description is the same as line 200-1 ----

End Line 200 Descriptions



Catalog Version 180



RO Size = 23 5/8" x 53"
Unit Size = 23 1/4" x 52 3/4"

Line Number	Item Summary	Was Price	Now Price	Quantity	Total Savings	Total Price
300-1	400 Series Double-Hung-Insert Equal Sash, AA, Rough Opening 23.625 x 53, 23.25 x 52.75, White w/White Sash / Frame:Pine White - Painted Panel:Pine White - Painted					
300-2	Insect Screen 1: 400 Series Double-Hung-Insert, TWI 23.25 x 52.75 0 Degrees - Flat Full Screen Aluminum White Version:03/26/2021					
Unit 300 Total:		\$749.86	\$749.86		\$0.00	\$749.86

Begin Line 300 Descriptions

--- Line 300-1 ---


400 Series Double-Hung-Insert
Overall Rough Opening = 23 5/8" x 53"
Overall Unit = 23 1/4" x 52 3/4"
Installation Zip Code = 02149
U.S. ENERGY STAR® Climate Zone = Northern
Search by Unit Code = No
Sash Width = 23 1/4"
Sash Height = 52 3/4"
Unit Sill Angle = 0 Degrees - Flat
Venting / Handing = AA
Exterior Frame Color = White
Exterior Sash / Panel Color = White
Interior Frame Wood Species = Pine
Interior Frame Finish Color = White - Painted
Interior Sash / Panel Wood Species = Pine
Interior Sash / Panel Finish Color = White - Painted
Jamb Liner Color = White
Glass Construction Type = Dual Pane
Glass Option = Low-E4 HeatLock
High Altitude Breather Tubes = No
Glass Strength = Standard

Glass Tint = No Tint
Specialty Glass = None
Gas Fill = Argon
Glass / Grille Spacer Color = Stainless
Unit 1 Lower Glass: None
Unit 1 Upper Glass: Simulated Divided Light (SDL)
Unit 1 Upper Glass: Specified Equal Light
Unit 1 Upper Glass: Grille Pattern = Specified Equal Light
Unit 1 Upper Glass: Simulated Check Rail = No
Unit 1 Upper Glass: Grille Bar Width = 3/4"
Unit 1 Upper Glass: Exterior Grille Color = White
Unit 1 Upper Glass: Interior Grille Species = Pine
Unit 1 Upper Glass: Interior Grille Color = White
Unit 1 Upper Glass: 2W2H
DP/PG Upgrade = No
Sash Lift Type = None
Lock Hardware Style = Traditional
Number of Sash Locks = 1
Lock Hardware Color/Finish = White (Factory Applied)
Window Opening Control Device = No


Security Sensor Type = None
Insect Screen Type = Full Screen
Insect Screen Material = Aluminum
Insect Screen Color = White
Exterior Stop Cover = Yes
Installation Material Options = No
Re-Order Item = No
Room Location =
Unit U-Factor = 0.26
Unit Solar Heat Gain Coefficient (SHGC) = 0.28
Unit CPD Number = AND-N-132-01026-00002
U.S. ENERGY STAR Certified = Yes
Clear Opening Width = 19.452"
Clear Opening Height = 21.329"
Clear Opening Area = 2.8812
SKU = 289185
Vendor Name = S/O ANDERSEN LOGISTICS
Vendor Number = 60509030
Customer Service = (888) 888-7020
Catalog Version Date = 03/26/2021

--- Line 300-2 Description is the same as line 300-1 ---

End Line 300 Descriptions



Catalog Version 180



RO Size = 43 5/8" x 49"
Unit Size = 43 1/4" x 48 3/4"

Line Number	Item Summary	Was Price	Now Price	Quantity	Total Savings	Total Price
-------------	--------------	-----------	-----------	----------	---------------	-------------

400-1 400 Series Double-Hung-Insert Equal Sash, AA, Rough
Opening 43.625 x 49, 43.25 x 48.75, White w/White
Sash / Frame:Pine White - Painted Panel:Pine White -
Painted

400-2 Insect Screen 1: 400 Series Double-Hung-Insert, TWI
43.25 x 48.75 0 Degrees - Flat Full Screen Aluminum
White Version:03/26/2021

Unit 400 Total:	\$929.22	\$929.22	\$0.00	\$1,858.44
-----------------	----------	----------	--------	------------

Begin Line 400 Descriptions

--- Line 400-1 ---



400 Series Double-Hung-Insert
Overall Rough Opening = 43 5/8" x 49"
Overall Unit = 43 1/4" x 48 3/4"
Installation Zip Code = 02149
U.S. ENERGY STAR® Climate Zone = Northern
Search by Unit Code = No
Sash Width = 43 1/4"
Sash Height = 48 3/4"
Unit Sill Angle = 0 Degrees - Flat
Venting / Handing = AA
Exterior Frame Color = White
Exterior Sash / Panel Color = White
Interior Frame Wood Species = Pine
Interior Frame Finish Color = White - Painted
Interior Sash / Panel Wood Species = Pine
Interior Sash / Panel Finish Color = White -
Painted
Jamb Liner Color = White
Glass Construction Type = Dual Pane
Glass Option = Low-E4 HeatLock
High Altitude Breather Tubes = No
Glass Strength = Standard

Glass Tint = No Tint
Specialty Glass = None
Gas Fill = Argon
Glass / Grille Spacer Color = Stainless
Unit 1 Lower Glass: None
Unit 1 Upper Glass: Simulated Divided Light (SDL)
Unit 1 Upper Glass: Specified Equal Light
Unit 1 Upper Glass: Grille Pattern = Specified
Equal Light
Unit 1 Upper Glass: Simulated Check Rail = No
Unit 1 Upper Glass: Grille Bar Width = 3/4"
Unit 1 Upper Glass: Exterior Grille Color = White
Unit 1 Upper Glass: Interior Grille Species = Pine
Unit 1 Upper Glass: Interior Grille Color = White
Unit 1 Upper Glass: 4W2H
DP/PG Upgrade = No
Sash Lift Type = None
Lock Hardware Style = Traditional
Number of Sash Locks = 1
Lock Hardware Color/Finish = White (Factory
Applied)
Window Opening Control Device = No

Security Sensor Type = None
Insect Screen Type = Full Screen
Insect Screen Material = Aluminum
Insect Screen Color = White
Exterior Stop Cover = Yes
Installation Material Options = No
Re-Order Item = No
Room Location =
Unit U-Factor = 0.26
Unit Solar Heat Gain Coefficient (SHGC) = 0.28
Unit CPD Number = AND-N-132-01026-00002
U.S. ENERGY STAR Certified = Yes
Clear Opening Width = 39.452
Clear Opening Height = 19.329
Clear Opening Area = 5.2956
SKU = 289185
Vendor Name = S/O ANDERSEN LOGISTICS
Vendor Number = 60509030
Customer Service = (888) 888-7020
Catalog Version Date = 03/26/2021

--- Line 400-2 Description is the same as line 400-1 ---

End Line 400 Descriptions



RO Size = 43 5/8" x 61"
Unit Size = 43 1/4" x 60 3/4"

Line Number	Item Summary	Was Price	Now Price	Total Savings	Total Price
500-1	400 Series Double-Hung-Insert Equal Sash, AA, Rough Opening 43.625 x 61, 43.25 x 60.75, White w/White Sash / Frame:Pine White - Painted Panel:Pine White - Painted				
500-2	Insect Screen 1: 400 Series Double-Hung-Insert, TWI 43.25 x 60.75 0 Degrees - Flat Full Screen Aluminum White Version:03/26/2021				
Unit 500 Total:		\$1,020.72	\$1,020.72	\$0.00	\$3,062.16

Begin Line 500 Descriptions

--- Line 500-1 ---

400 Series Double-Hung-Insert
Overall Rough Opening = 43 5/8" x 61"
Overall Unit = 43 1/4" x 60 3/4"
Installation Zip Code = 02149

Glass Tint = No Tint
Specialty Glass = None
Gas Fill = Argon
Glass / Grille Spacer Color = Stainless

Security Sensor Type = None
Insect Screen Type = Full Screen
Insect Screen Material = Aluminum
Insect Screen Color = White

U.S. ENERGY STAR® Climate Zone = Northern
 Search by Unit Code = No
 Sash Width = 43 1/4
 Sash Height = 60 3/4
 Unit Sill Angle = 0 Degrees - Flat
 Venting / Handing = AA
 Exterior Frame Color = White
 Exterior Sash / Panel Color = White
 Interior Frame Wood Species = Pine
 Interior Frame Finish Color = White - Painted
 Interior Sash / Panel Wood Species = Pine
 Interior Sash / Panel Finish Color = White - Painted
 Jamb Liner Color = White
 Glass Construction Type = Dual Pane
 Glass Option = Low-E4 HeatLock
 High Altitude Breather Tubes = No
 Glass Strength = Standard

Unit 1 Lower Glass: None
 Unit 1 Upper Glass: Simulated Divided Light (SDL)
 Unit 1 Upper Glass: Specified Equal Light
 Unit 1 Upper Glass: Grille Pattern = Specified Equal Light
 Unit 1 Upper Glass: Simulated Check Rail = No
 Unit 1 Upper Glass: Grille Bar Width = 3/4"
 Unit 1 Upper Glass: Exterior Grille Color = White
 Unit 1 Upper Glass: Interior Grille Species = Pine
 Unit 1 Upper Glass: Interior Grille Color = White
 Unit 1 Upper Glass: 4W2H
 DP/PG Upgrade = No
 Sash Lift Type = None
 Lock Hardware Style = Traditional
 Number of Sash Locks = 1
 Lock Hardware Color/Finish = White (Factory Applied)
 Window Opening Control Device = No

Exterior Stop Cover = Yes
 Installation Material Options = No
 Re-Order Item = No
 Room Location =
 Unit U-Factor = 0.26
 Unit Solar Heat Gain Coefficient (SHGC) = 0.28
 Unit CPD Number = AND-N-132-01026-00002
 U.S. ENERGY STAR Certified = Yes
 Clear Opening Width = 39.452
 Clear Opening Height = 25.329
 Clear Opening Area = 6.9394
 SKU = 289185
 Vendor Name = S/O ANDERSEN LOGISTICS
 Vendor Number = 60509030
 Customer Service = (888) 888-7020
 Catalog Version Date = 03/26/2021

---- Line 500-2 Description is the same as line 500-1 ----

End Line 500 Descriptions



Catalog Version 180



RO Size = 33 5/8" x 49"
 Unit Size = 33 1/4" x 48 3/4"

Line Number	Item Summary	Was Price	Now Price	Quantity	Total Savings	Total Price
600-1	400 Series Double-Hung-Insert Equal Sash, AA, Rough Opening 33.625 x 49, 33.25 x 48.75, White w/White Sash / Frame:Pine White - Painted Panel:Pine White - Painted					
600-2	Insect Screen 1: 400 Series Double-Hung-Insert, TWI 33.25 x 48.75 0 Degrees - Flat Full Screen Aluminum White Version:03/26/2021					
Unit 600 Total:		\$793.79	\$793.79		\$0.00	\$793.79

Begin Line 600 Descriptions

---- Line 600-1 ----

400 Series Double-Hung-Insert
 Overall Rough Opening = 33 5/8" x 49"
 Overall Unit = 33 1/4" x 48 3/4"
 Installation Zip Code = 02149
 U.S. ENERGY STAR® Climate Zone = Northern
 Search by Unit Code = No
 Sash Width = 33 1/4
 Sash Height = 48 3/4
 Unit Sill Angle = 0 Degrees - Flat
 Venting / Handing = AA
 Exterior Frame Color = White
 Exterior Sash / Panel Color = White
 Interior Frame Wood Species = Pine
 Interior Frame Finish Color = White - Painted
 Interior Sash / Panel Wood Species = Pine
 Interior Sash / Panel Finish Color = White - Painted
 Jamb Liner Color = White
 Glass Construction Type = Dual Pane
 Glass Option = Low-E4 HeatLock
 High Altitude Breather Tubes = No

Glass Tint = No Tint
 Specialty Glass = None
 Gas Fill = Argon
 Glass / Grille Spacer Color = Stainless
 Unit 1 Lower Glass: None
 Unit 1 Upper Glass: Simulated Divided Light (SDL)
 Unit 1 Upper Glass: Specified Equal Light
 Unit 1 Upper Glass: Grille Pattern = Specified Equal Light
 Unit 1 Upper Glass: Simulated Check Rail = No
 Unit 1 Upper Glass: Grille Bar Width = 3/4"
 Unit 1 Upper Glass: Exterior Grille Color = White
 Unit 1 Upper Glass: Interior Grille Species = Pine
 Unit 1 Upper Glass: Interior Grille Color = White
 Unit 1 Upper Glass: 3W2H
 DP/PG Upgrade = No
 Sash Lift Type = None
 Lock Hardware Style = Traditional
 Number of Sash Locks = 1
 Lock Hardware Color/Finish = White (Factory Applied)

Security Sensor Type = None
 Insect Screen Type = Full Screen
 Insect Screen Material = Aluminum
 Insect Screen Color = White
 Exterior Stop Cover = Yes
 Installation Material Options = No
 Re-Order Item = No
 Room Location =
 Unit U-Factor = 0.26
 Unit Solar Heat Gain Coefficient (SHGC) = 0.28
 Unit CPD Number = AND-N-132-01026-00002
 U.S. ENERGY STAR Certified = Yes
 Clear Opening Width = 29.452
 Clear Opening Height = 19.329
 Clear Opening Area = 3.9533
 SKU = 289185
 Vendor Name = S/O ANDERSEN LOGISTICS
 Vendor Number = 60509030
 Customer Service = (888) 888-7020
 Catalog Version Date = 03/26/2021

Glass Strength = Standard


Window Opening Control Device = No

---- Line 600-2 Description is the same as line 600-1 ----

End Line 600 Descriptions



Catalog Version 120



RO Size = 36 3/8" x 61"
Unit Size = 36" x 60 3/4"

Line Number Item Summary

700-1	400 Series Double-Hung-Insert Equal Sash, AA, 36 x 60.75, White w/White Sash / Frame:Pine White - Painted Panel:Pine White - Painted
700-2	Insect Screen 1: 400 Series Double-Hung-Insert, TWI 36 x 60.75 0 Degrees - Flat Full Screen Aluminum White Version:03/26/2021

Unit 700 Total:	5976.80	5976.80	\$0.00	\$1,953.60
-----------------	---------	---------	--------	------------

Begin Line 700 Descriptions

---- Line 700-1 ----

400 Series Double-Hung-Insert
Overall Rough Opening = 36 3/8" x 61"
Overall Unit = 36" x 60 3/4"
Installation Zip Code = 02149
U.S. ENERGY STAR® Climate Zone = Northern
Search by Unit Code = No
Sash Width = 36
Sash Height = 60 3/4
Unit Sill Angle = 0 Degrees - Flat
Venting / Handling = AA
Exterior Frame Color = White
Exterior Sash / Panel Color = White
Interior Frame Wood Species = Pine
Interior Frame Finish Color = White - Painted
Interior Sash / Panel Wood Species = Pine
Interior Sash / Panel Finish Color = White - Painted
Jamb Liner Color = White
Glass Construction Type = Dual Pane
Glass Option = Low-E4 HeatLock
High Altitude Breather Tubes = No
Glass Strength = Standard

Glass Tint = No Tint
Specialty Glass = None
Gas Fill = Argon
Glass / Grille Spacer Color = Stainless
Unit 1 Lower Glass: None
Unit 1 Upper Glass: Simulated Divided Light (SDL)
Unit 1 Upper Glass: Specified Equal Light
Unit 1 Upper Glass: Grille Pattern = Specified Equal Light
Unit 1 Upper Glass: Simulated Check Rail = No
Unit 1 Upper Glass: Grille Bar Width = 3/4"
Unit 1 Upper Glass: Exterior Grille Color = White
Unit 1 Upper Glass: Interior Grille Species = Pine
Unit 1 Upper Glass: Interior Grille Color = White
Unit 1 Upper Glass: 3W2H
DP/PG Upgrade = No
Sash Lift Type = None
Lock Hardware Style = Traditional
Number of Sash Locks = 1
Lock Hardware Color/Finish = White (Factory Applied)
Window Opening Control Device = No

Security Sensor Type = None
Insect Screen Type = Full Screen
Insect Screen Material = Aluminum
Insect Screen Color = White
Exterior Stop Cover = Yes
Installation Material Options = No
Re-Order Item = No
Room Location =
Unit U-Factor = 0.26
Unit Solar Heat Gain Coefficient (SHGC) = 0.28
Unit CPD Number = AND-N-132-01026-00002
U.S. ENERGY STAR Certified = Yes
Clear Opening Width = 32.202
Clear Opening Height = 25.329
Clear Opening Area = 5.6642
SKU = 289185
Vendor Name = S/O ANDERSEN LOGISTICS
Vendor Number = 60509030
Customer Service = (888) 888-7020
Catalog Version Date = 03/26/2021

---- Line 700-2 Description is the same as line 700-1 ----

End Line 700 Descriptions



Catalog Version 120



RO Size = 41 1/8" x 55 3/4"
Unit Size = 40 3/4" x 55 1/2"

Line Number Item Summary

Was Price	Now Price	Quantity	Total Savings	Total Price
-----------	-----------	----------	---------------	-------------

Line Number	Item Summary	Was Price	Now Price	Quantity	Total Invoice	Total Price
800-1	400 Series Double-Hung-Insert Equal Sash, AA, Rough Opening 41.125 x 55.75, 40.75 x 55.5, White w/White Sash / Frame:Pine White - Painted Panel:Pine White - Painted					
800-2	Insect Screen 1: 400 Series Double-Hung-Insert, TWI 40.75 x 55.5 0 Degrees - Flat Full Screen Aluminum White Version:03/26/2021					
Unit 800 Total:		\$976.80	\$976.80		\$0.00	\$1,959.60

Begin Line 800 Descriptions

--- Line 800-1 ---


400 Series Double-Hung-Insert
 Overall Rough Opening = 41 1/8" x 55 3/4"
 ✓ Overall Unit = 40 3/4" x 55 1/2"
 Installation Zip Code = 02149
 U.S. ENERGY STAR® Climate Zone = Northern
 Search by Unit Code = No
 Sash Width = 40 3/4
 Sash Height = 55 1/2
 Unit Sill Angle = 0 Degrees - Flat
 Venting / Handing = AA
 Exterior Frame Color = White
 Exterior Sash / Panel Color = White
 Interior Frame Wood Species = Pine
 Interior Frame Finish Color = White - Painted
 Interior Sash / Panel Wood Species = Pine
 Interior Sash / Panel Finish Color = White - Painted
 Jamb Liner Color = White
 Glass Construction Type = Dual Pane
 Glass Option = Low-E4 HeatLock
 High Altitude Breather Tubes = No
 Glass Strength = Standard

Glass Tint = No Tint
 Specialty Glass = None
 Gas Fill = Argon
 Glass / Grille Spacer Color = Stainless
 Unit 1 Lower Glass: None
 Unit 1 Upper Glass: Simulated Divided Light (SDL)
 Unit 1 Upper Glass: Specified Equal Light
 Unit 1 Upper Glass: Grille Pattern = Specified Equal Light
 Unit 1 Upper Glass: Simulated Check Rail = No
 Unit 1 Upper Glass: Grille Bar Width = 3/4"
 Unit 1 Upper Glass: Exterior Grille Color = White
 Unit 1 Upper Glass: Interior Grille Species = Pine
 Unit 1 Upper Glass: Interior Grille Color = White
 Unit 1 Upper Glass: 3W/2H
 DP/PG Upgrade = No
 Sash Lift Type = None
 Lock Hardware Style = Traditional
 Number of Sash Locks = 1
 Lock Hardware Color/Finish = White (Factory Applied)
 Window Opening Control Device = No

Security Sensor Type = None
 Insect Screen Type = Full Screen
 Insect Screen Material = Aluminum
 Insect Screen Color = White
 Exterior Stop Cover = Yes
 Installation Material Options = No
 Re-Order Item = No
 Room Location =
 Unit U-Factor = 0.26
 Unit Solar Heat Gain Coefficient (SHGC) = 0.28
 Unit CPD Number = AND-N-132-01026-00002
 U.S. ENERGY STAR Certified = Yes
 Clear Opening Width = 36.952
 Clear Opening Height = 23.494
 Clear Opening Area = 6.0288
 SKU = 289185
 Vendor Name = S/O ANDERSEN LOGISTICS
 Vendor Number = 60509030
 Customer Service = (888) 888-7020
 Catalog Version Date = 03/26/2021

--- Line 800-2 Description is the same as line 800-1 ---

End Line 800 Descriptions



RO Size = 36 1/8" x 41"
 Unit Size = 35 3/4" x 40 3/4"

Line Number	Item Summary	Was Price	Now Price	Quantity	Total Invoice	Total Price
900-1	400 Series Double-Hung-Insert Equal Sash, AA, Rough Opening 36.125 x 41, 35.75 x 40.75, White w/White Sash / Frame:Pine White - Painted Panel:Pine White - Painted					
900-2	Insect Screen 1: 400 Series Double-Hung-Insert, TWI 35.75 x 40.75 0 Degrees - Flat Full Screen Aluminum White Version:03/26/2021					
Unit 900 Total:		\$793.79	\$793.79		\$0.00	\$1,587.58

Begin Line 900 Descriptions

--- Line 900-1 ---

400 Series Double-Hung-Insert
 Overall Rough Opening = 36 1/8" x 41"
 ✓ Overall Unit = 35 3/4" x 40 3/4"

Glass Tint = No Tint
 Specialty Glass = None
 Gas Fill = Argon

Security Sensor Type = None
 Insect Screen Type = Full Screen
 Insect Screen Material = Aluminum

Installation Zip Code = 02149
 U.S. ENERGY STAR® Climate Zone = Northern
 Search by Unit Code = No
 Sash Width = 35 3/4
 Sash Height = 40 3/4
 Unit Sill Angle = 0 Degrees - Flat
 Venting / Handing = AA
 Exterior Frame Color = White
 Exterior Sash / Panel Color = White
 Interior Frame Wood Species = Pine
 Interior Frame Finish Color = White - Painted
 Interior Sash / Panel Wood Species = Pine
 Interior Sash / Panel Finish Color = White - Painted
 Jamb Liner Color = White
 Glass Construction Type = Dual Pane
 Glass Option = Low-E4 HeatLock
 High Altitude Breather Tubes = No
 Glass Strength = Standard

Glass / Grille Spacer Color = Stainless
 Unit 1 Lower Glass: None
 Unit 1 Upper Glass: Simulated Divided Light (SDL)
 Unit 1 Upper Glass: Specified Equal Light
 Unit 1 Upper Glass: Grille Pattern = Specified Equal Light
 Unit 1 Upper Glass: Simulated Check Rail = No
 Unit 1 Upper Glass: Grille Bar Width = 3/4"
 Unit 1 Upper Glass: Exterior Grille Color = White
 Unit 1 Upper Glass: Interior Grille Species = Pine
 Unit 1 Upper Glass: Interior Grille Color = White
 Unit 1 Upper Glass: 3W2H
 DP/PG Upgrade = No
 Sash Lift Type = None
 Lock Hardware Style = Traditional
 Number of Sash Locks = 1
 Lock Hardware Color/Finish = White (Factory Applied)
 Window Opening Control Device = No

Insect Screen Color = White
 Exterior Stop Cover = Yes
 Installation Material Options = No
 Re-Order Item = No
 Room Location =
 Unit U-Factor = 0.26
 Unit Solar Heat Gain Coefficient (SHGC) = 0.28
 Unit CPD Number = AND-N-132-01026-00002
 U.S. ENERGY STAR Certified = Yes
 Clear Opening Width = 31.952
 Clear Opening Height = 15.329
 Clear Opening Area = 3.4013
 SKU = 289185
 Vendor Name = S/O ANDERSEN LOGISTICS
 Vendor Number = 60509030
 Customer Service = (888) 888-7020
 Catalog Version Date = 03/26/2021

---- Line 900-2 Description is the same as line 900-1 ----

End Line 900 Descriptions



RO Size = 24 5/8" x 35 5/8"
 Unit Size = 24 1/4" x 35 3/8"

Line Number	Item Summary	Was Price	Now Price
1000-1	400 Series Double-Hung-Insert Equal Sash, AA, Rough Opening 24.625 x 35.625, 24.25 x 35.375, White w/White Sash / Frame:Pine White - Painted Panel:Pine White - Painted		
1000-2	Insect Screen 1: 400 Series Double-Hung-Insert, TWI 24.25 x 35.375 14 Degrees - Steep Full Screen Aluminum White Version:03/26/2021		
Unit 1000 Total:		\$613.80	\$613.80
		\$0.00	\$613.80

Begin Line 1000 Descriptions

---- Line 1000-1 ----

Unit Size 24 1/4 x 35 3/8
 400 Series Double-Hung-Insert
 Overall Rough Opening = 24 5/8" x 35 5/8"
 Overall Unit = 24 1/4" x 35 3/8"
 Installation Zip Code = 02149
 U.S. ENERGY STAR® Climate Zone = Northern
 Search by Unit Code = No
 Sash Width = 24 1/4
 Sash Height = 35 3/8
 Unit Sill Angle = 14 Degrees - Steep
 Venting / Handing = AA
 Exterior Frame Color = White
 Exterior Sash / Panel Color = White
 Interior Frame Wood Species = Pine
 Interior Frame Finish Color = White - Painted
 Interior Sash / Panel Wood Species = Pine
 Interior Sash / Panel Finish Color = White - Painted
 Jamb Liner Color = White
 Glass Construction Type = Dual Pane
 Glass Option = Low-E4 HeatLock

Glass Tint = No Tint
 Specialty Glass = None
 Gas Fill = Argon
 Glass / Grille Spacer Color = Stainless
 Unit 1 Lower Glass: None
 Unit 1 Upper Glass: Simulated Divided Light (SDL)
 Unit 1 Upper Glass: Specified Equal Light
 Unit 1 Upper Glass: Grille Pattern = Specified Equal Light
 Unit 1 Upper Glass: Simulated Check Rail = No
 Unit 1 Upper Glass: Grille Bar Width = 3/4"
 Unit 1 Upper Glass: Exterior Grille Color = White
 Unit 1 Upper Glass: Interior Grille Species = Pine
 Unit 1 Upper Glass: Interior Grille Color = White
 Unit 1 Upper Glass: 2W2H
 DP/PG Upgrade = No
 Sash Lift Type = None
 Lock Hardware Style = Traditional
 Number of Sash Locks = 1
 Lock Hardware Color/Finish = White (Factory

Security Sensor Type = None
 Insect Screen Type = Full Screen
 Insect Screen Material = Aluminum
 Insect Screen Color = White
 Exterior Stop Cover = Yes
 Installation Material Options = No
 Re-Order Item = No
 Room Location =
 Unit U-Factor = 0.26
 Unit Solar Heat Gain Coefficient (SHGC) = 0.28
 Unit CPD Number = AND-N-132-01026-00002
 U.S. ENERGY STAR Certified = Yes
 Clear Opening Width = 20.452
 Clear Opening Height = 13.432
 Clear Opening Area = 1.9077
 SKU = 289185
 Vendor Name = S/O ANDERSEN LOGISTICS
 Vendor Number = 60509030
 Customer Service = (888) 888-7020
 Catalog Version Date = 03/26/2021

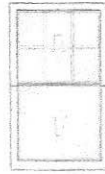
High Altitude Breather Tubes = No
Glass Strength = Standard

Applied)
Window Opening Control Device = No
---- Line 1000-2 Description is the same as line 1000-1 ----

End Line 1000 Descriptions



Catalog Version 160



RO Size = 35 5/8" x 57"
Unit Size = 35 1/4" x 56 3/4"

Line Number	Item Summary	Was Price	Now Price	Total Price
1100-1	400 Series Double-Hung-Insert Equal Sash, AA, Rough Opening 35.625 x 57, 35.25 x 56.75, White w/White Sash / Frame:Pine White - Painted Panel:Pine White - Painted	7		
1100-2	Insect Screen 1: 400 Series Double-Hung-Insert, TWI 35.25 x 56.75 0 Degrees - Flat Full Screen Aluminum White Version:03/26/2021			
Unit 1100 Total:		\$885.30	\$885.30	\$0.00
				\$1,770.60

Begin Line 1100 Descriptions

---- Line 1100-1 ----

400 Series Double-Hung-Insert
Overall Rough Opening = 35 5/8" x 57"
✓ Overall Unit = 35 1/4" x 56 3/4"
Installation Zip Code = 02149
U.S. ENERGY STAR® Climate Zone = Northern
Search by Unit Code = No
Sash Width = 35 1/4
Sash Height = 56 3/4
Unit Sill Angle = 0 Degrees - Flat
Venting / Handing = AA
Exterior Frame Color = White
Exterior Sash / Panel Color = White
Interior Frame Wood Species = Pine
Interior Frame Finish Color = White - Painted
Interior Sash / Panel Wood Species = Pine
Interior Sash / Panel Finish Color = White - Painted
Jamb Liner Color = White
Glass Construction Type = Dual Pane
Glass Option = Low-E4 HeatLock
High Altitude Breather Tubes = No
Glass Strength = Standard

Glass Tint = No Tint
Specialty Glass = None
Gas Fill = Argon
Glass / Grille Spacer Color = Stainless
Unit 1 Lower Glass: None
Unit 1 Upper Glass: Simulated Divided Light (SDL)
Unit 1 Upper Glass: Specified Equal Light
Unit 1 Upper Glass: Grille Pattern = Specified Equal Light
Unit 1 Upper Glass: Simulated Check Rail = No
Unit 1 Upper Glass: Grille Bar Width = 3/4"
Unit 1 Upper Glass: Exterior Grille Color = White
Unit 1 Upper Glass: Interior Grille Species = Pine
Unit 1 Upper Glass: Interior Grille Color = White
Unit 1 Upper Glass: 3W2H
DP/PG Upgrade = No
Sash Lift Type = None
Lock Hardware Style = Traditional
Number of Sash Locks = 1
Lock Hardware Color/Finish = White (Factory Applied)
Window Opening Control Device = No


Security Sensor Type = None
Insect Screen Type = Full Screen
Insect Screen Material = Aluminum
Insect Screen Color = White
Exterior Stop Cover = Yes
Installation Material Options = No
Re-Order Item = No
Room Location =
Unit U-Factor = 0.26
Unit Solar Heat Gain Coefficient (SHGC) = 0.28
Unit CPD Number = AND-N-132-01026-00002
U.S. ENERGY STAR Certified = Yes
Clear Opening Width = 31.452
Clear Opening Height = 23.329
Clear Opening Area = 5.0954
SKU = 289185
Vendor Name = S/O ANDERSEN LOGISTICS
Vendor Number = 60509030
Customer Service = (888) 888-7020
Catalog Version Date = 03/26/2021

---- Line 1100-2 Description is the same as line 1100-1 ----

End Line 1100 Descriptions



Catalog Version 160



RO Size = 36 3/8" x 49"
Unit Size = 36" x 48 3/4"

Line Number	Item Summary	Was Price	Now Price	Quantity	Total Savings	Total Price
1200-1	400 Series Double-Hung-Insert Equal Sash, AA, Rough Opening 36.375 x 49, 36 x 48.75, White w/White Sash / Frame:Pine White - Painted Panel:Pine White - Painted					
1200-2	Insect Screen 1: 400 Series Double-Hung-Insert, TWI 36 x 48.75 14 Degrees - Steep Full Screen Aluminum White Version:03/26/2021					
Unit 1200 Total:		\$885.30	\$885.30		\$0.00	\$885.30

Begin Line 1200 Descriptions

--- Line 1200-1 ---

400 Series Double-Hung-Insert
 Overall Rough Opening = 36 3/8" x 49"
 Overall Unit = 36" x 48 3/4"
 Installation Zip Code = 02149
 U.S. ENERGY STAR® Climate Zone = Northern
 Search by Unit Code = No
 Sash Width = 36
 Sash Height = 48 3/4
 Unit Sill Angle = 14 Degrees - Steep
 Venting / Handing = AA
 Exterior Frame Color = White
 Exterior Sash / Panel Color = White
 Interior Frame Wood Species = Pine
 Interior Frame Finish Color = White - Painted
 Interior Sash / Panel Wood Species = Pine
 Interior Sash / Panel Finish Color = White - Painted
 Jamb Liner Color = White
 Glass Construction Type = Dual Pane
 Glass Option = Low-E4 HeatLock
 High Altitude Breather Tubes = No
 Glass Strength = Standard

Glass Tint = No Tint
 Specialty Glass = None
 Gas Fill = Argon
 Glass / Grille Spacer Color = Stainless
 Unit 1 Lower Glass: None
 Unit 1 Upper Glass: Simulated Divided Light (SDL)
 Unit 1 Upper Glass: Specified Equal Light
 Unit 1 Upper Glass: Grille Pattern = Specified Equal Light
 Unit 1 Upper Glass: Simulated Check Rail = No
 Unit 1 Upper Glass: Grille Bar Width = 3/4"
 Unit 1 Upper Glass: Exterior Grille Color = White
 Unit 1 Upper Glass: Interior Grille Species = Pine
 Unit 1 Upper Glass: Interior Grille Color = White
 Unit 1 Upper Glass: 3W2H
 DP/PG Upgrade = No
 Sash Lift Type = None
 Lock Hardware Style = Traditional
 Number of Sash Locks = 1
 Lock Hardware Color/Finish = White (Factory Applied)
 Window Opening Control Device = No

Security Sensor Type = None
 Insect Screen Type = Full Screen
 Insect Screen Material = Aluminum
 Insect Screen Color = White
 Exterior Stop Cover = Yes
 Installation Material Options = No
 Re-Order Item = No
 Room Location =
 Unit U-Factor = 0.26
 Unit Solar Heat Gain Coefficient (SHGC) = 0.28
 Unit CPD Number = AND-N-132-01026-00002
 U.S. ENERGY STAR Certified = Yes
 Clear Opening Width = 32.202
 Clear Opening Height = 19.329
 Clear Opening Area = 4.3224
 SKU = 289185
 Vendor Name = S/O ANDERSEN LOGISTICS
 Vendor Number = 60509030
 Customer Service = (888) 888-7020
 Catalog Version Date = 03/26/2021

--- Line 1200-2 Description is the same as line 1200-1 ---

End Line 1200 Descriptions



RO Size = 15 3/8" x 61"
 Unit Size = 15" x 60 3/4"

Line Number	Item Summary	Was Price	Now Price	Quantity	Total Savings	Total Price
1300-1	400 Series Picture Window-Insert, Fixed, 15 x 60.75, White / Frame:Pine White - Painted	\$740.80	\$740.80	4	\$0.00	\$2,963.20
Unit 1300 Total:		\$740.80	\$740.80		\$0.00	\$2,963.20

Begin Line 1300 Description

--- Line 1300-1 ---

400 Series Picture Window-Insert
 Overall Rough Opening = 15 3/8" x 61"
 Overall Unit = 15" x 60 3/4"
 Installation Zip Code = 02149
 U.S. ENERGY STAR® Climate Zone = Northern
 Search by Unit Code = No
 Standard Width = Custom
 Standard Height = Custom
 Frame Width = 15

Interior Frame Wood Species = Pine
 Interior Frame Finish Color = White - Painted
 Glass Construction Type = Dual Pane
 Glass Option = Low-E4 HeatLock
 High Altitude Breather Tubes = No
 Glass Strength = Standard
 Glass Tint = No Tint
 Specialty Glass = None
 Gas Fill = Argon

Installation Material Options = No
 Re-Order Item = No
 Room Location =
 Unit U-Factor = 0.24
 Unit Solar Heat Gain Coefficient (SHGC) = 0.32
 Unit CPD Number = AND-N-133-01284-00001
 U.S. ENERGY STAR Certified = Yes
 SKU = 289185
 Vendor Name = S/O ANDERSEN LOGISTICS

Frame Height = 60 3/4
 Unit Sill Angle = 0 Degrees - Flat
 Venting / Handing = Fixed
 Exterior Frame Color = White

Glass / Grille Spacer Color = Stainless
 None
 DP/PG Upgrade = No
 Exterior Stop Cover = Yes

Vendor Number = 60509030
 Customer Service = (888) 888-7020
 Catalog Version Date = 03/26/2021

End Line 1300 Description



Catalog Version 1300



RO Size = 18 7/8" x 49"
 Unit Size = 18 1/2" x 48 3/4"

Line Number	Item Summary	Was Price	Now Price	Quantity	Total Savings	Total Price
1400-1	400 Series Picture Window-Insert, Fixed, 18.5 x 48.75, White / Frame:Pine White - Painted	\$636.56	\$636.56	1	\$0.00	\$636.56
Unit 1400 Total:		\$636.56	\$636.56		\$0.00	\$636.56

Begin Line 1400 Description

---- Line 1400-1 ----

400 Series Picture Window-Insert
 Overall Rough Opening = 18 7/8" x 49"
 ✓ Overall Unit = 18 1/2" x 48 3/4"
 Installation Zip Code = 02149
 U.S. ENERGY STAR® Climate Zone = Northern
 Search by Unit Code = No
 Standard Width = Custom
 Standard Height = Custom
 Frame Width = 18 1/2
 Frame Height = 48 3/4
 Unit Sill Angle = 0 Degrees - Flat
 Venting / Handing = Fixed
 Exterior Frame Color = White

Interior Frame Wood Species = Pine
 Interior Frame Finish Color = White - Painted
 Glass Construction Type = Dual Pane
 Glass Option = Low-E4-HeatLock
 High Altitude Breather Tubes = No
 Glass Strength = Standard
 Glass Tint = No Tint
 Specialty Glass = None
 Gas Fill = Argon
 Glass / Grille Spacer Color = Stainless
 None
 DP/PG Upgrade = No
 Exterior Stop Cover = Yes

Installation Material Options = No
 Re-Order Item = No
 Room Location =
 Unit U-Factor = 0.24
 Unit Solar Heat Gain Coefficient (SHGC) = 0.32
 Unit CPD Number = AND-N-133-01284-00001
 U.S. ENERGY STAR Certified = Yes
 SKU = 289185
 Vendor Name = S/O ANDERSEN LOGISTICS
 Vendor Number = 60509030
 Customer Service = (888) 888-7020
 Catalog Version Date = 03/26/2021

End Line 1400 Description