

**EXHIBIT X-2A**

**TEMPLATE FOR  
SCHEDULE OF APPROVED WIRELESS FACILITIES**  
(To be completed for each Approved Wireless Facility design)

<b>Facility Number</b>	<b>X-2A – Contemporary Square Aluminum Light Pole Antenna System</b>
<b>Attachment Types</b>  <i>(check all that apply and provide detail below)</i>	<input checked="" type="checkbox"/> Replacement City Pole (streetlight) <input type="checkbox"/> Replacement City Property Pole (streetlight) <input type="checkbox"/> Attach to existing City Pole (streetlight) <input type="checkbox"/> Attach to existing City Property Pole (streetlight) <input type="checkbox"/> Attach to existing City Pole (traffic signal) <input type="checkbox"/> Attach to existing City Property Pole (traffic signal) <input type="checkbox"/> Attach to existing City Pole (street furniture) <input type="checkbox"/> Attach to existing City Property Pole (street furniture) <input type="checkbox"/> Attach to Non-City Pole
<b>Attachment Type Detail</b>	Contemporary Style Poles located within an intersection at the discretion of Boston Street Lighting.
<b>Physical Description</b>	<p>Antenna System (no more than 42” diameter and 30” height) mounted to exterior of pole and painted to match pole. Antenna system can be installed above or below light fixture. Antenna system can be installed with previously approved exhibit X-2 antenna or as stand-alone system. Radio equipment, power and fiber equipment concealed within expanded base, not to exceed 26” square and 46” tall. Base is to be painted to match exterior pole.</p> <p>Overall height of replacement pole not to exceed 20% of existing pole height (not including antennas)</p>
<b>Concealment</b>	Pole top antenna and related cabling will be contained within a concealed structure as detailed above. Cabling will be routed within the replacement pole structure and will connect to the equipment housed within the expanded base. A decorative pole base will provide a transition from the pole to the expanded base.

<b>Included Documents</b>	<p>The following documents:</p> <ul style="list-style-type: none"> <li>A. Replacement Pole Profile including fixture type(s), equipment specifications, and foundation and grounding details.</li> <li>B. Photo showing an example of each Attachment Type listed or checked above.</li> <li>C. Photo mockup of each Attachment Type listed or checked above showing the appearance after the Approved Wireless Facility as installed.</li> </ul>
<b>RF Compliance Information</b>	<input type="checkbox"/> Facility conforms to information already on file <input type="checkbox"/> RF information attached
<b>Comments</b>	



**CONTEMPORARY SQUARE ALUMINIUM POLE  
EXISTING CONDITIONS - EXHIBIT X-2**

**extenet** YOUR NETWORK.  
EVERYWHERE.  
SYSTEMS  
3030 WARRENVILLE RD  
LISLE, IL 60532  
(630) 505-3800  
WWW.EXTENETSYSTEMS.COM

**PIKE**  
TELECOM

21 Oxford Rd  
Mansfield, MA 02048  
www.piketelecom.org  
1-508-337-7600

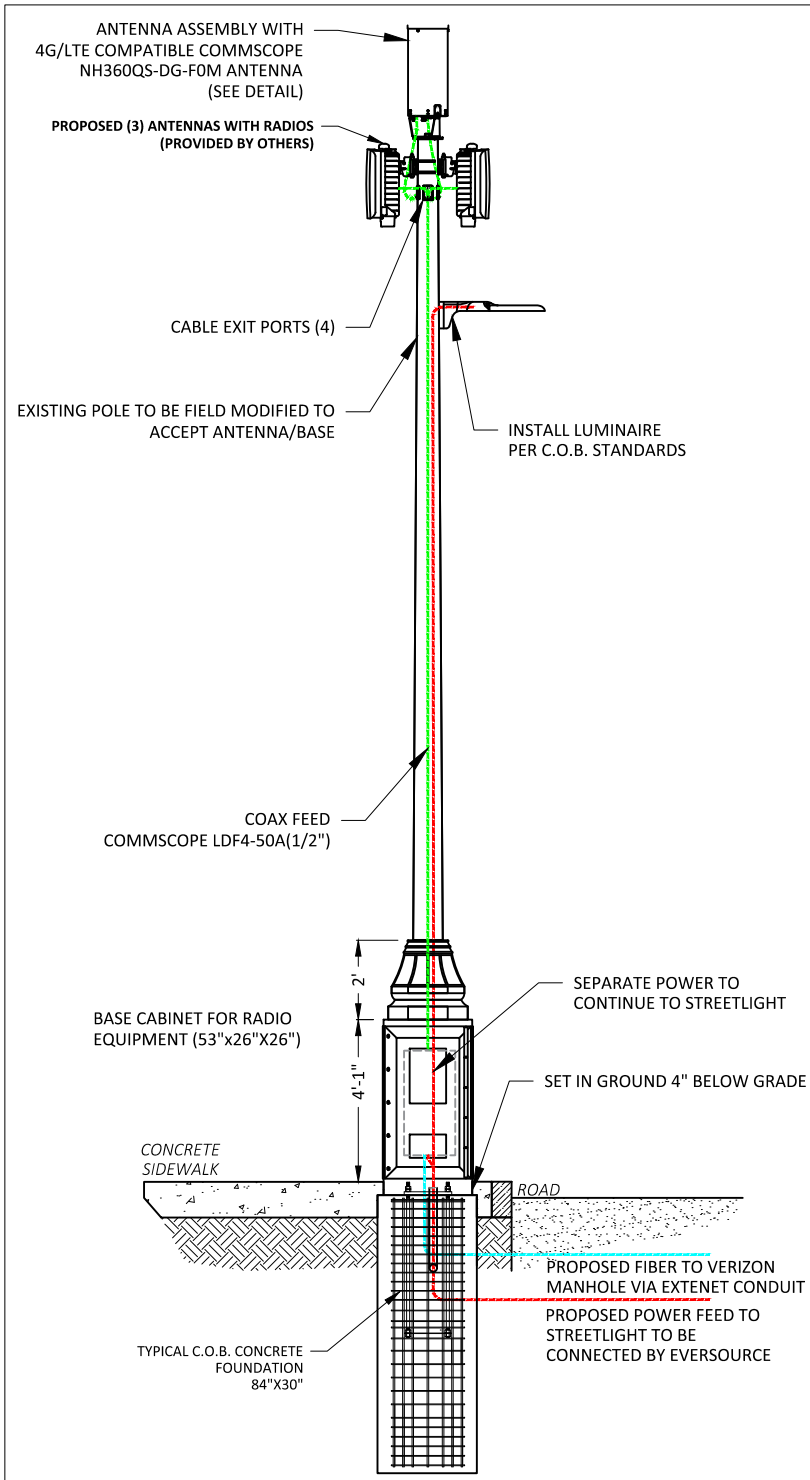
**SUBMITTALS**

REV	DATE	DESCRIPTION	INITIALS
1	1/8/20	FOR SUBMITTAL	LS

**OR-2**

**NEW TECHNOLOGY NOTE:**

THE MAXIMUM ANTENNA SYSTEM SHOWN MAY BE INSTALLED IN CONJUNCTION WITH THE PREVIOUSLY APPROVED EXHIBIT X ANTENNA OR AS A STANDALONE CONFIGURATION.

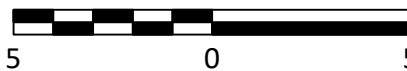


**GENERAL NOTES:**

1. ALL DISTANCES, DIMENSIONS, LOCATIONS, EQUIPMENT DESIGNATIONS AND SPECIFICATIONS ARE APPROXIMATE.
2. ALL MATERIALS WILL RESEMBLE CURRENTLY EXISTING MATERIALS AND WHERE NEEDED ANY RF FRIENDLY MATERIAL WILL BE PAINTED TO MATCH. MATERIALS & LIGHT FIXTURE TO BE SYNONYMOUS WITH SURROUNDING LIGHTS AT THAT LOCATION.
3. IT IS ASSUMED THAT ALL PROPOSED UTILITIES WILL BE ROUTED BELOW GRADE TO THE PROPOSED INSTALLATION.
4. THE PURPOSE OF THE DESIGN SHOWN IS TO SHOW A CONCEPTUAL DESIGN FOR THE REPLACEMENT/MODIFICATIONS OF EXISTING LIGHT POLE. THEREFORE, THESE DESIGNS ARE INHERENTLY APPROXIMATE IN NATURE AND SHOULD NOT BE USED AS AN EXACT, SCALED ENGINEERING DRAWING.
5. POLE REPLACEMENT HEIGHTS WILL VARY BASED ON REQUIRED ANTENNA HEIGHTS REQUESTED BY EXTENET SYSTEMS.
6. EQUIPMENT CLOSURE TO BE NO LARGER THAN (53"Hx26"Wx26"D).
7. ANTENNA TO BE NO LARGER THAN 16"Øx40"H.
8. 14' EXISTING POLE TO BE REPLACED WITH NEW POLE WITH A MAX HEIGHT OF 16.8'  
19' EXISTING POLE TO BE REPLACED WITH NEW POLE WITH A MAX HEIGHT OF 22.8'  
24' EXISTING POLE TO BE REPLACED WITH NEW POLE WITH A MAX HEIGHT OF 28.8'  
29' EXISTING POLE TO BE REPLACED WITH NEW POLE WITH A MAX HEIGHT OF 34.8'
9. EXTENET SYSTEMS WILL PLACE SMALL PLACARD ON POLE IDENTIFYING OWNERSHIP/CONTACT INFORMATION.
10. LED LIGHT WILL BE INSTALLED AT THE SAME HEIGHT AS EXISTING.
11. LUMINARIE ARM WILL BE INSTALLED AT THE SAME HEIGHT AS EXISTING. ANY CHANGES TO EXISTING HEIGHT REQUIRES PRIOR APPROVAL BY THE CITY OF BOSTON'S STREET LIGHT DEPARTMENT.
12. PROPOSED LIGHTING WILL CONFORM TO THE CITY OF BOSTON'S LIGHTING STANDARDS.
13. ORNAMENTAL DECORATIVE FIXTURES WILL BE IDENTICAL TO THE EXISTING FIXTURE UNLESS THE EXISTING FEATURE IS A METAL HALIDE OR HIGH PRESSURE SODIUM FIXTURE. IN THESE SCENARIOS, THE FIXTURE WILL BE UPGRADED TO AN APPROVED LED FIXTURE.
14. STANDARD CONCRETE POLES AND POLE HEIGHTS SHALL BE APPROVED FOR THE FOLLOWING LUMINARY FIXTURES: AERIETA, COBRA, DOUBLE COBRA, SHOEBOX, CURVED, DOUBLE CURVED, STRAIGHT, AND DOUBLE STRAIGHT.

**CONTEMPORARY SQUARE ALUMINIUM POLE ELEVATION - EXHIBIT X-2A**

SCALE IN FEET



**extenet** SYSTEMS  
 YOUR NETWORK. EVERYWHERE.  
 3030 WARRENVILLE RD  
 LISLE, IL 60532  
 (630) 505-3800  
 WWW.EXTENETSYSTEMS.COM

**PIKE**  
 TELECOM

21 Oxford Rd  
 Mansfield, MA 02048  
 www.piketelecom.org  
 1-508-337-7600

**SUBMITTALS**

REV	DATE	DESCRIPTION	INITIALS
1	1/8/20	FOR SUBMITTAL	LS

**PV-2A**



CONTEMPORARY SQUARE ALUMINIUM POLE  
 PROPOSED PHOTOSIMULATION - EXHIBIT X-2A

**extenet**  
 SYSTEMS  
 YOUR NETWORK.  
 EVERYWHERE.  
 3030 WARRENVILLE RD  
 LISLE, IL 60532  
 (630) 505-3800  
 WWW.EXTENETSYSTEMS.COM

**PIKE**  
 TELECOM

21 Oxford Rd  
 Mansfield, MA 02048  
 www.piketelecom.org  
 1-508-337-7600

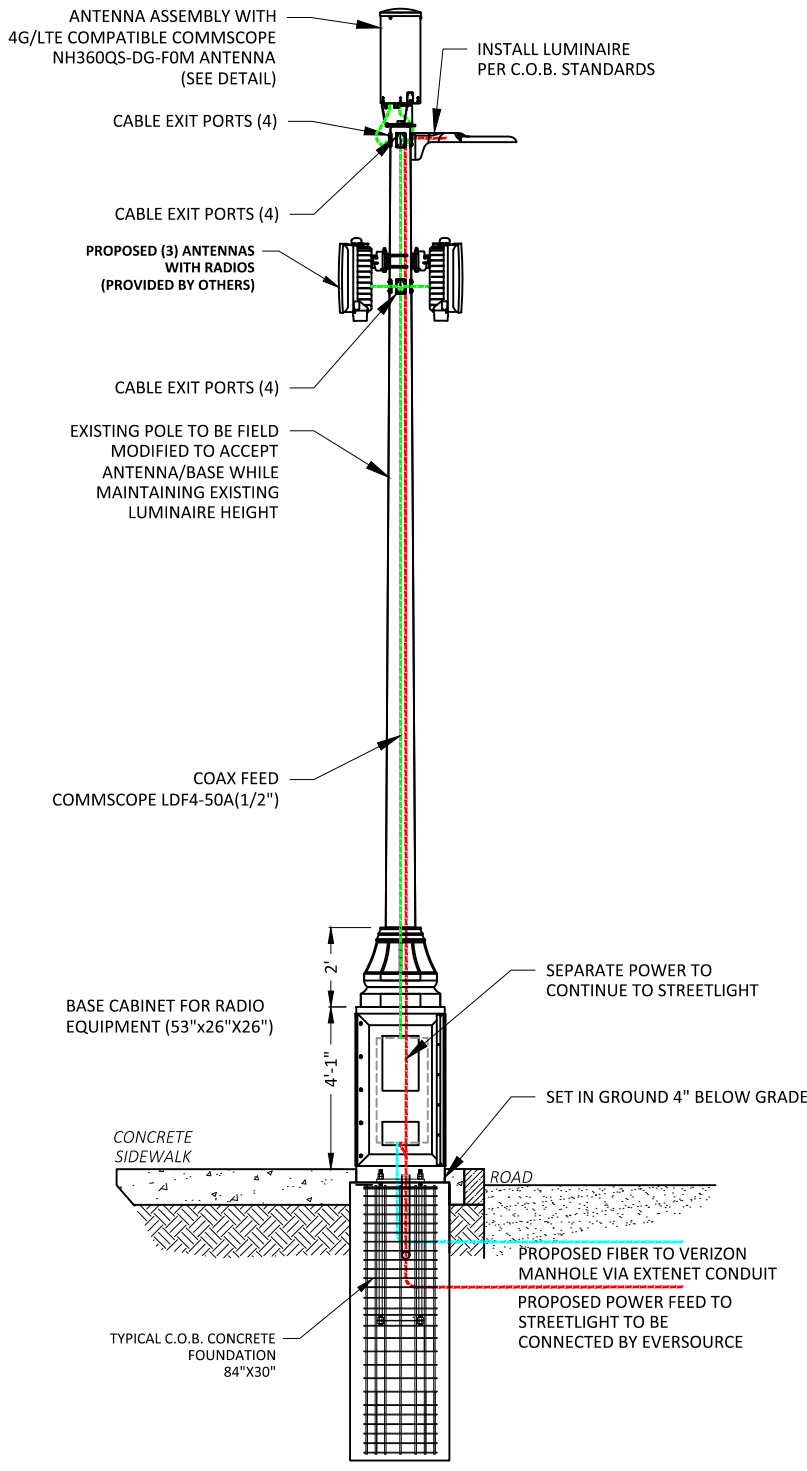
**SUBMITTALS**

REV	DATE	DESCRIPTION	INITIALS
1	1/8/20	FOR SUBMITTAL	LS

**PS-2A**

**NEW TECHNOLOGY NOTE:**

THE MAXIMUM ANTENNA SYSTEM SHOWN MAY BE INSTALLED IN CONJUNCTION WITH THE PREVIOUSLY APPROVED EXHIBIT X ANTENNA OR AS A STANDALONE CONFIGURATION.

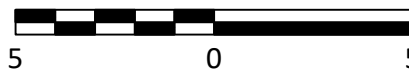


**GENERAL NOTES:**

1. ALL DISTANCES, DIMENSIONS, LOCATIONS, EQUIPMENT DESIGNATIONS AND SPECIFICATIONS ARE APPROXIMATE.
2. ALL MATERIALS WILL RESEMBLE CURRENTLY EXISTING MATERIALS AND WHERE NEEDED ANY RF FRIENDLY MATERIAL WILL BE PAINTED TO MATCH. MATERIALS & LIGHT FIXTURE TO BE SYNONYMOUS WITH SURROUNDING LIGHTS AT THAT LOCATION.
3. IT IS ASSUMED THAT ALL PROPOSED UTILITIES WILL BE ROUTED BELOW GRADE TO THE PROPOSED INSTALLATION.
4. THE PURPOSE OF THE DESIGN SHOWN IS TO SHOW A CONCEPTUAL DESIGN FOR THE REPLACEMENT/MODIFICATIONS OF EXISTING LIGHT POLE. THEREFORE, THESE DESIGNS ARE INHERENTLY APPROXIMATE IN NATURE AND SHOULD NOT BE USED AS AN EXACT, SCALED ENGINEERING DRAWING.
5. POLE REPLACEMENT HEIGHTS WILL VARY BASED ON REQUIRED ANTENNA HEIGHTS REQUESTED BY EXTENET SYSTEMS.
6. EQUIPMENT CLOSURE TO BE NO LARGER THAN (53"Hx26"Wx26"D).
7. ANTENNA TO BE NO LARGER THAN 16"Øx40"H.
8. 14' EXISTING POLE TO BE REPLACED WITH NEW POLE WITH A MAX HEIGHT OF 16.8'  
19' EXISTING POLE TO BE REPLACED WITH NEW POLE WITH A MAX HEIGHT OF 22.8'  
24' EXISTING POLE TO BE REPLACED WITH NEW POLE WITH A MAX HEIGHT OF 28.8'  
29' EXISTING POLE TO BE REPLACED WITH NEW POLE WITH A MAX HEIGHT OF 34.8'
9. EXTENET SYSTEMS WILL PLACE SMALL PLACARD ON POLE IDENTIFYING OWNERSHIP/CONTACT INFORMATION.
10. LED LIGHT WILL BE INSTALLED AT THE SAME HEIGHT AS EXISTING.
11. LUMINAIRE ARM WILL BE INSTALLED AT THE SAME HEIGHT AS EXISTING. ANY CHANGES TO EXISTING HEIGHT REQUIRES PRIOR APPROVAL BY THE CITY OF BOSTON'S STREET LIGHT DEPARTMENT.
12. PROPOSED LIGHTING WILL CONFORM TO THE CITY OF BOSTON'S LIGHTING STANDARDS.
13. ORNAMENTAL DECORATIVE FIXTURES WILL BE IDENTICAL TO THE EXISTING FIXTURE UNLESS THE EXISTING FEATURE IS A METAL HALIDE OR HIGH PRESSURE SODIUM FIXTURE. IN THESE SCENARIOS, THE FIXTURE WILL BE UPGRADED TO AN APPROVED LED FIXTURE.
14. STANDARD CONCRETE POLES AND POLE HEIGHTS SHALL BE APPROVED FOR THE FOLLOWING LUMINARY FIXTURES: AERIETA, COBRA, DOUBLE COBRA, SHOEBOX, CURVED, DOUBLE CURVED, STRAIGHT, AND DOUBLE STRAIGHT.

**CONTEMPORARY SQUARE ALUMINIUM POLE ELEVATION - EXHIBIT X-2B**

SCALE IN FEET



**extenet** SYSTEMS  
 YOUR NETWORK. EVERYWHERE.  
 3030 WARRENVILLE RD  
 LISLE, IL 60532  
 (630) 505-3800  
 WWW.EXTENETSYSTEMS.COM

**PIKE**  
 TELECOM

21 Oxford Rd  
 Mansfield, MA 02048  
 www.piketelecom.org  
 1-508-337-7600

**SUBMITTALS**

REV	DATE	DESCRIPTION	INITIALS
1	1/8/20	FOR SUBMITTAL	LS

**PV-2B**



CONTEMPORARY SQUARE ALUMINIUM POLE  
 PROPOSED PHOTOSIMULATION - EXHIBIT X-2B

**extenet** SYSTEMS  
 YOUR NETWORK. EVERYWHERE.  
 3030 WARRENVILLE RD  
 LISLE, IL 60532  
 (630) 505-3800  
 WWW.EXTENETSYSTEMS.COM

**PIKE**  
 TELECOM

21 Oxford Rd  
 Mansfield, MA 02048  
 www.piketelecom.org  
 1-508-337-7600

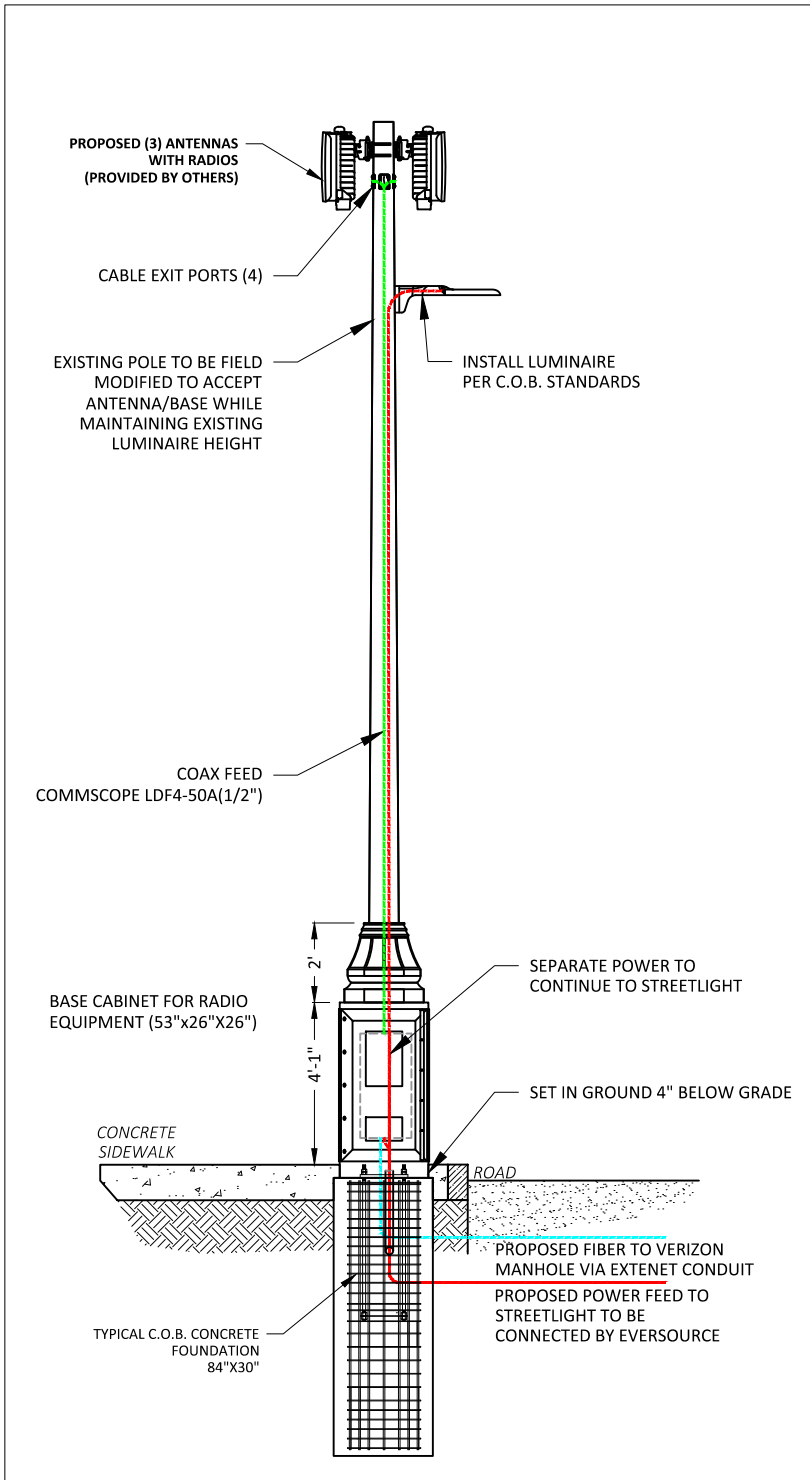
**SUBMITTALS**

REV	DATE	DESCRIPTION	INITIALS
1	1/8/20	FOR SUBMITTAL	LS

**PS-2B**

**NEW TECHNOLOGY NOTE:**

THE MAXIMUM ANTENNA SYSTEM SHOWN MAY BE INSTALLED IN CONJUNCTION WITH THE PREVIOUSLY APPROVED EXHIBIT X ANTENNA OR AS A STANDALONE CONFIGURATION.

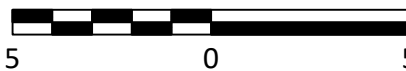


**GENERAL NOTES:**

1. ALL DISTANCES, DIMENSIONS, LOCATIONS, EQUIPMENT DESIGNATIONS AND SPECIFICATIONS ARE APPROXIMATE.
2. ALL MATERIALS WILL RESEMBLE CURRENTLY EXISTING MATERIALS AND WHERE NEEDED ANY RF FRIENDLY MATERIAL WILL BE PAINTED TO MATCH. MATERIALS & LIGHT FIXTURE TO BE SYNONYMOUS WITH SURROUNDING LIGHTS AT THAT LOCATION.
3. IT IS ASSUMED THAT ALL PROPOSED UTILITIES WILL BE ROUTED BELOW GRADE TO THE PROPOSED INSTALLATION.
4. THE PURPOSE OF THE DESIGN SHOWN IS TO SHOW A CONCEPTUAL DESIGN FOR THE REPLACEMENT/MODIFICATIONS OF EXISTING LIGHT POLE. THEREFORE, THESE DESIGNS ARE INHERENTLY APPROXIMATE IN NATURE AND SHOULD NOT BE USED AS AN EXACT, SCALED ENGINEERING DRAWING.
5. POLE REPLACEMENT HEIGHTS WILL VARY BASED ON REQUIRED ANTENNA HEIGHTS REQUESTED BY EXTENET SYSTEMS.
6. EQUIPMENT CLOSURE TO BE NO LARGER THAN (53"Hx26"Wx26"D).
7. ANTENNA TO BE NO LARGER THAN 16"Øx40"H.
8. 14' EXISTING POLE TO BE REPLACED WITH NEW POLE WITH A MAX HEIGHT OF 16.8'  
19' EXISTING POLE TO BE REPLACED WITH NEW POLE WITH A MAX HEIGHT OF 22.8'  
24' EXISTING POLE TO BE REPLACED WITH NEW POLE WITH A MAX HEIGHT OF 28.8'  
29' EXISTING POLE TO BE REPLACED WITH NEW POLE WITH A MAX HEIGHT OF 34.8'
9. EXTENET SYSTEMS WILL PLACE SMALL PLACARD ON POLE IDENTIFYING OWNERSHIP/CONTACT INFORMATION.
10. LED LIGHT WILL BE INSTALLED AT THE SAME HEIGHT AS EXISTING.
11. LUMINAIRE ARM WILL BE INSTALLED AT THE SAME HEIGHT AS EXISTING. ANY CHANGES TO EXISTING HEIGHT REQUIRES PRIOR APPROVAL BY THE CITY OF BOSTON'S STREET LIGHT DEPARTMENT.
12. PROPOSED LIGHTING WILL CONFORM TO THE CITY OF BOSTON'S LIGHTING STANDARDS.
13. ORNAMENTAL DECORATIVE FIXTURES WILL BE IDENTICAL TO THE EXISTING FIXTURE UNLESS THE EXISTING FEATURE IS A METAL HALIDE OR HIGH PRESSURE SODIUM FIXTURE. IN THESE SCENARIOS, THE FIXTURE WILL BE UPGRADED TO AN APPROVED LED FIXTURE.
14. STANDARD CONCRETE POLES AND POLE HEIGHTS SHALL BE APPROVED FOR THE FOLLOWING LUMINAIRE FIXTURES: AERIETA, COBRA, DOUBLE COBRA, SHOEBOX, CURVED, DOUBLE CURVED, STRAIGHT, AND DOUBLE STRAIGHT.

**CONTEMPORARY SQUARE ALUMINIUM POLE ELEVATION - EXHIBIT X-2C**

SCALE IN FEET



**extenet** SYSTEMS  
 YOUR NETWORK. EVERYWHERE.  
 3030 WARRENVILLE RD  
 LISLE, IL 60532  
 (630) 505-3800  
 WWW.EXTENETSYSTEMS.COM

**PIKE**  
 TELECOM

21 Oxford Rd  
 Mansfield, MA 02048  
 www.piketelecom.org  
 1-508-337-7600

**SUBMITTALS**

REV	DATE	DESCRIPTION	INITIALS
1	1/8/20	FOR SUBMITTAL	LS

**PV-2C**





CONTEMPORARY SQUARE ALUMINIUM POLE  
 PROPOSED PHOTOSIMULATION - EXHIBIT X-2C

**extenet**  
 SYSTEMS  
 YOUR NETWORK.  
 EVERYWHERE.  
 3030 WARRENVILLE RD  
 LISLE, IL 60532  
 (630) 505-3800  
 WWW.EXTENETSYSTEMS.COM

**PIKE**  
 TELECOM

21 Oxford Rd  
 Mansfield, MA 02048  
 www.piketecom.org  
 1-508-337-7600

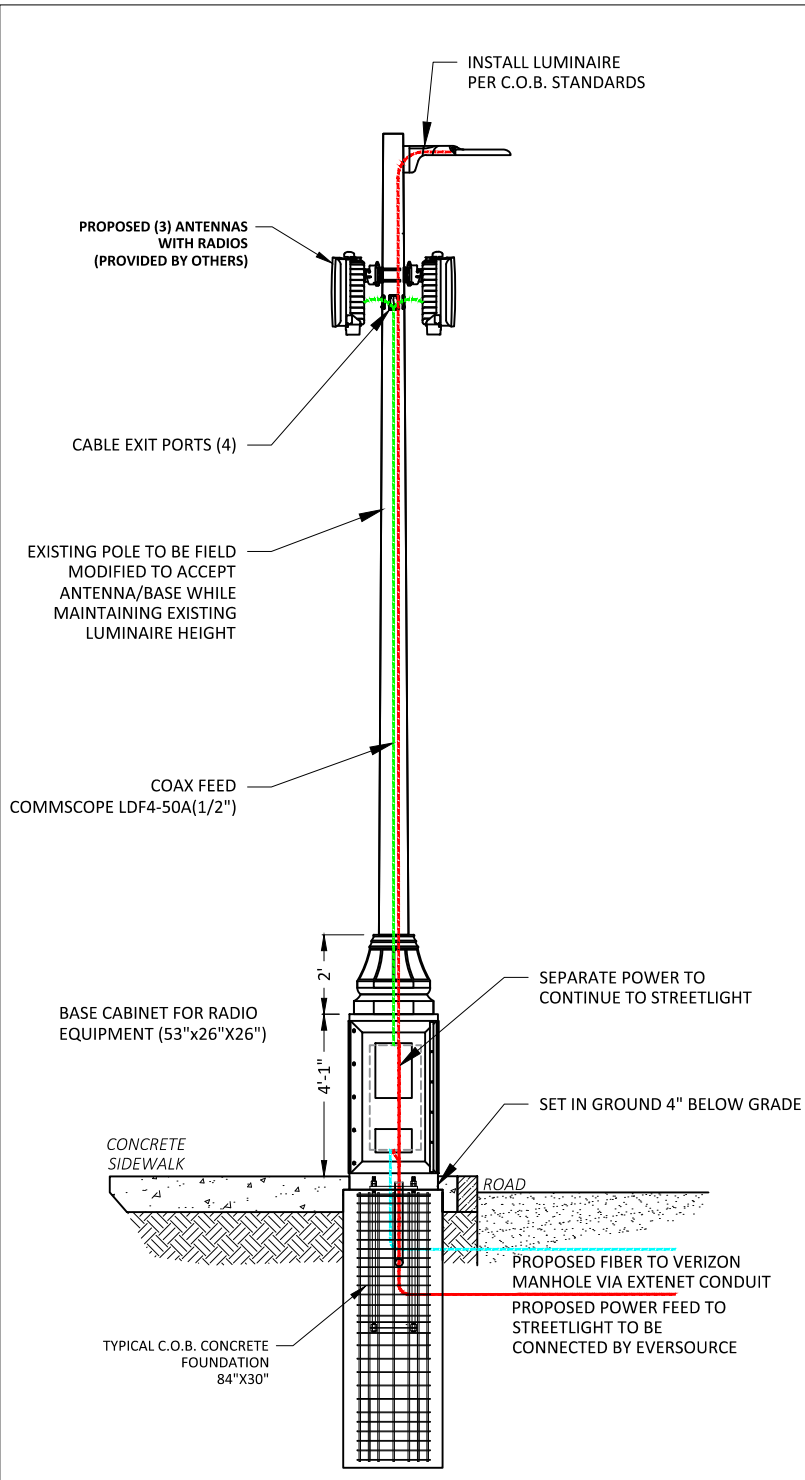
**SUBMITTALS**

REV	DATE	DESCRIPTION	INITIALS
1	1/8/20	FOR SUBMITTAL	LS

**PS-2C**

**NEW TECHNOLOGY NOTE:**

THE MAXIMUM ANTENNA SYSTEM SHOWN MAY BE INSTALLED IN CONJUNCTION WITH THE PREVIOUSLY APPROVED EXHIBIT X ANTENNA OR AS A STANDALONE CONFIGURATION.

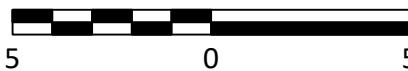


**GENERAL NOTES:**

1. ALL DISTANCES, DIMENSIONS, LOCATIONS, EQUIPMENT DESIGNATIONS AND SPECIFICATIONS ARE APPROXIMATE.
2. ALL MATERIALS WILL RESEMBLE CURRENTLY EXISTING MATERIALS AND WHERE NEEDED ANY RF FRIENDLY MATERIAL WILL BE PAINTED TO MATCH. MATERIALS & LIGHT FIXTURE TO BE SYNONYMOUS WITH SURROUNDING LIGHTS AT THAT LOCATION.
3. IT IS ASSUMED THAT ALL PROPOSED UTILITIES WILL BE ROUTED BELOW GRADE TO THE PROPOSED INSTALLATION.
4. THE PURPOSE OF THE DESIGN SHOWN IS TO SHOW A CONCEPTUAL DESIGN FOR THE REPLACEMENT/MODIFICATIONS OF EXISTING LIGHT POLE. THEREFORE, THESE DESIGNS ARE INHERENTLY APPROXIMATE IN NATURE AND SHOULD NOT BE USED AS AN EXACT, SCALED ENGINEERING DRAWING.
5. POLE REPLACEMENT HEIGHTS WILL VARY BASED ON REQUIRED ANTENNA HEIGHTS REQUESTED BY EXTENET SYSTEMS.
6. EQUIPMENT CLOSURE TO BE NO LARGER THAN (53"Hx26"Wx26"D).
7. ANTENNA TO BE NO LARGER THAN 16"Øx40"H.
8. 14' EXISTING POLE TO BE REPLACED WITH NEW POLE WITH A MAX HEIGHT OF 16.8'  
19' EXISTING POLE TO BE REPLACED WITH NEW POLE WITH A MAX HEIGHT OF 22.8'  
24' EXISTING POLE TO BE REPLACED WITH NEW POLE WITH A MAX HEIGHT OF 28.8'  
29' EXISTING POLE TO BE REPLACED WITH NEW POLE WITH A MAX HEIGHT OF 34.8'
9. EXTENET SYSTEMS WILL PLACE SMALL PLACARD ON POLE IDENTIFYING OWNERSHIP/CONTACT INFORMATION.
10. LED LIGHT WILL BE INSTALLED AT THE SAME HEIGHT AS EXISTING.
11. LUMINARIE ARM WILL BE INSTALLED AT THE SAME HEIGHT AS EXISTING. ANY CHANGES TO EXISTING HEIGHT REQUIRES PRIOR APPROVAL BY THE CITY OF BOSTON'S STREET LIGHT DEPARTMENT.
12. PROPOSED LIGHTING WILL CONFORM TO THE CITY OF BOSTON'S LIGHTING STANDARDS.
13. ORNAMENTAL DECORATIVE FIXTURES WILL BE IDENTICAL TO THE EXISTING FIXTURE UNLESS THE EXISTING FEATURE IS A METAL HALIDE OR HIGH PRESSURE SODIUM FIXTURE. IN THESE SCENARIOS, THE FIXTURE WILL BE UPGRADED TO AN APPROVED LED FIXTURE.
14. STANDARD CONCRETE POLES AND POLE HEIGHTS SHALL BE APPROVED FOR THE FOLLOWING LUMINARY FIXTURES: AERIETA, COBRA, DOUBLE COBRA, SHOEBOX, CURVED, DOUBLE CURVED, STRAIGHT, AND DOUBLE STRAIGHT.

**CONTEMPORARY SQUARE ALUMINIUM POLE ELEVATION - EXHIBIT X-2D**

SCALE IN FEET



**extenet** SYSTEMS  
 YOUR NETWORK. EVERYWHERE.  
 3030 WARRENVILLE RD  
 LISLE, IL 60532  
 (630) 505-3800  
 WWW.EXTENETSYSTEMS.COM

**PIKE**  
 TELECOM

21 Oxford Rd  
 Mansfield, MA 02048  
 www.piketelecom.org  
 1-508-337-7600

**SUBMITTALS**

REV	DATE	DESCRIPTION	INITIALS
1	1/8/20	FOR SUBMITTAL	LS

**PV-2D**



CONTEMPORARY SQUARE ALUMINIUM POLE  
 PROPOSED PHOTOSIMULATION - EXHIBIT X-2D

**extenet**  
 SYSTEMS  
 YOUR NETWORK.  
 EVERYWHERE.  
 3030 WARRENVILLE RD  
 LISLE, IL 60532  
 (630) 505-3800  
 WWW.EXTENETSYSTEMS.COM

**PIKE**  
 TELECOM

21 Oxford Rd  
 Mansfield, MA 02048  
 www.piketelecom.org  
 1-508-337-7600

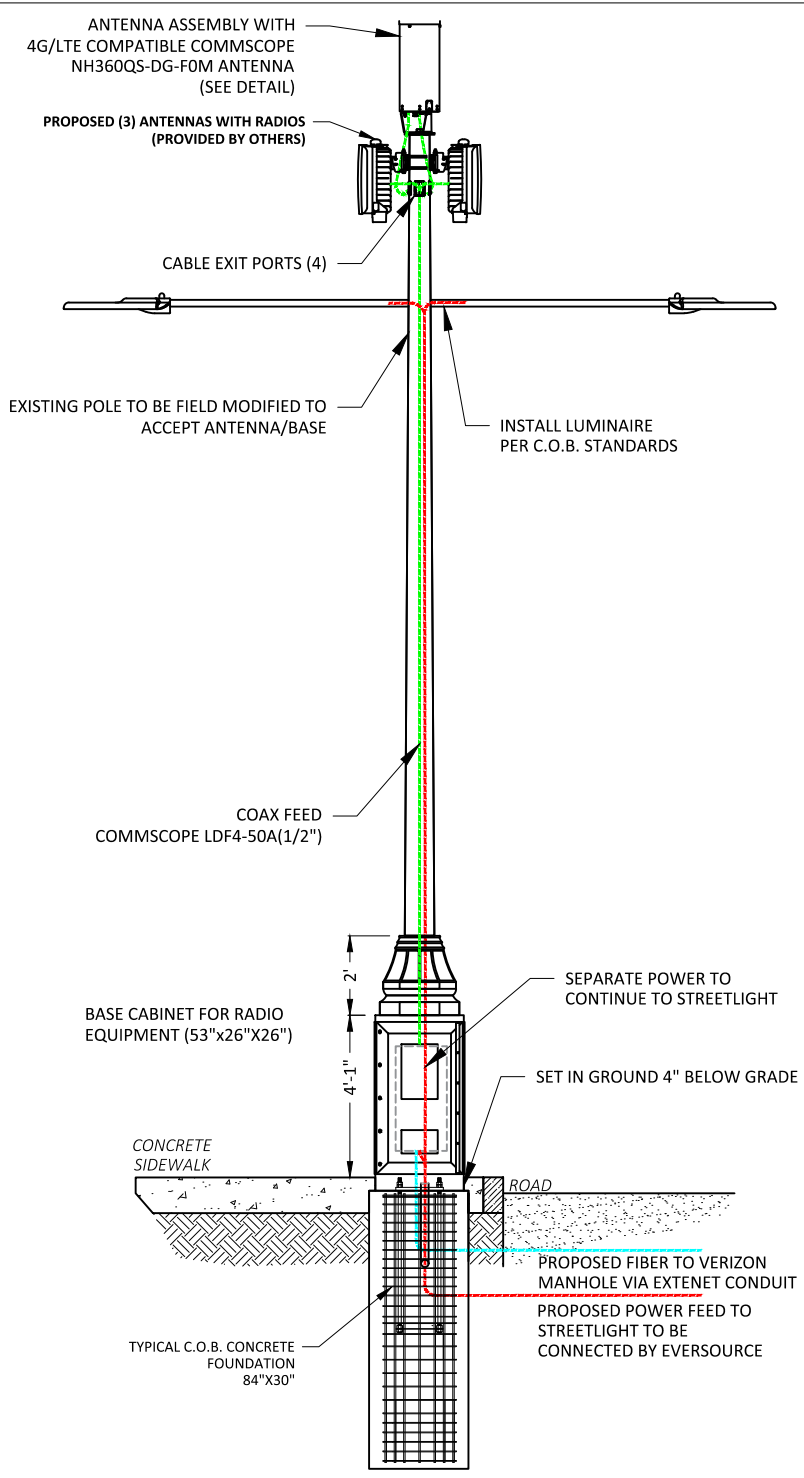
**SUBMITTALS**

REV	DATE	DESCRIPTION	INITIALS
1	1/8/20	FOR SUBMITTAL	LS

**PS-2D**

**NEW TECHNOLOGY NOTE:**

THE MAXIMUM ANTENNA SYSTEM SHOWN MAY BE INSTALLED IN CONJUNCTION WITH THE PREVIOUSLY APPROVED EXHIBIT X ANTENNA OR AS A STANDALONE CONFIGURATION.

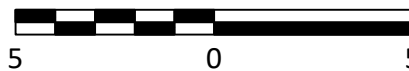


**GENERAL NOTES:**

1. ALL DISTANCES, DIMENSIONS, LOCATIONS, EQUIPMENT DESIGNATIONS AND SPECIFICATIONS ARE APPROXIMATE.
2. ALL MATERIALS WILL RESEMBLE CURRENTLY EXISTING MATERIALS AND WHERE NEEDED ANY RF FRIENDLY MATERIAL WILL BE PAINTED TO MATCH. MATERIALS & LIGHT FIXTURE TO BE SYNONYMOUS WITH SURROUNDING LIGHTS AT THAT LOCATION.
3. IT IS ASSUMED THAT ALL PROPOSED UTILITIES WILL BE ROUTED BELOW GRADE TO THE PROPOSED INSTALLATION.
4. THE PURPOSE OF THE DESIGN SHOWN IS TO SHOW A CONCEPTUAL DESIGN FOR THE REPLACEMENT/MODIFICATIONS OF EXISTING LIGHT POLE. THEREFORE, THESE DESIGNS ARE INHERENTLY APPROXIMATE IN NATURE AND SHOULD NOT BE USED AS AN EXACT, SCALED ENGINEERING DRAWING.
5. POLE REPLACEMENT HEIGHTS WILL VARY BASED ON REQUIRED ANTENNA HEIGHTS REQUESTED BY EXTENET SYSTEMS.
6. EQUIPMENT CLOSURE TO BE NO LARGER THAN (53"Hx26"Wx26"D).
7. ANTENNA TO BE NO LARGER THAN 16"Øx40"H.
8. 14' EXISTING POLE TO BE REPLACED WITH NEW POLE WITH A MAX HEIGHT OF 16.8'  
19' EXISTING POLE TO BE REPLACED WITH NEW POLE WITH A MAX HEIGHT OF 22.8'  
24' EXISTING POLE TO BE REPLACED WITH NEW POLE WITH A MAX HEIGHT OF 28.8'  
29' EXISTING POLE TO BE REPLACED WITH NEW POLE WITH A MAX HEIGHT OF 34.8'
9. EXTENET SYSTEMS WILL PLACE SMALL PLACARD ON POLE IDENTIFYING OWNERSHIP/CONTACT INFORMATION.
10. LED LIGHT WILL BE INSTALLED AT THE SAME HEIGHT AS EXISTING.
11. LUMINARIE ARM WILL BE INSTALLED AT THE SAME HEIGHT AS EXISTING. ANY CHANGES TO EXISTING HEIGHT REQUIRES PRIOR APPROVAL BY THE CITY OF BOSTON'S STREET LIGHT DEPARTMENT.
12. PROPOSED LIGHTING WILL CONFORM TO THE CITY OF BOSTON'S LIGHTING STANDARDS.
13. ORNAMENTAL DECORATIVE FIXTURES WILL BE IDENTICAL TO THE EXISTING FIXTURE UNLESS THE EXISTING FEATURE IS A METAL HALIDE OR HIGH PRESSURE SODIUM FIXTURE. IN THESE SCENARIOS, THE FIXTURE WILL BE UPGRADED TO AN APPROVED LED FIXTURE.
14. STANDARD CONCRETE POLES AND POLE HEIGHTS SHALL BE APPROVED FOR THE FOLLOWING LUMINARY FIXTURES: AERIETA, COBRA, DOUBLE COBRA, SHOEBOX, CURVED, DOUBLE CURVED, STRAIGHT, AND DOUBLE STRAIGHT.

**CONTEMPORARY SQUARE ALUMINIUM POLE ELEVATION - EXHIBIT X-2E**

SCALE IN FEET



**extenet** SYSTEMS  
 YOUR NETWORK. EVERYWHERE.  
 3030 WARRENVILLE RD  
 LISLE, IL 60532  
 (630) 505-3800  
 WWW.EXTENETSYSTEMS.COM

**PIKE**  
 TELECOM

21 Oxford Rd  
 Mansfield, MA 02048  
 www.piketelecom.org  
 1-508-337-7600

**SUBMITTALS**

REV	DATE	DESCRIPTION	INITIALS
1	1/8/20	FOR SUBMITTAL	LS

**PV-2E**



CONTEMPORARY SQUARE ALUMINIUM POLE  
 PROPOSED PHOTOSIMULATION - EXHIBIT X-2E

**extenet** SYSTEMS  
 YOUR NETWORK. EVERYWHERE.  
 3030 WARRENVILLE RD  
 LISLE, IL 60532  
 (630) 505-3800  
 WWW.EXTENETSYSTEMS.COM

**PIKE**  
**TELECOM**

21 Oxford Rd  
 Mansfield, MA 02048  
 www.piketecom.org  
 1-508-337-7600

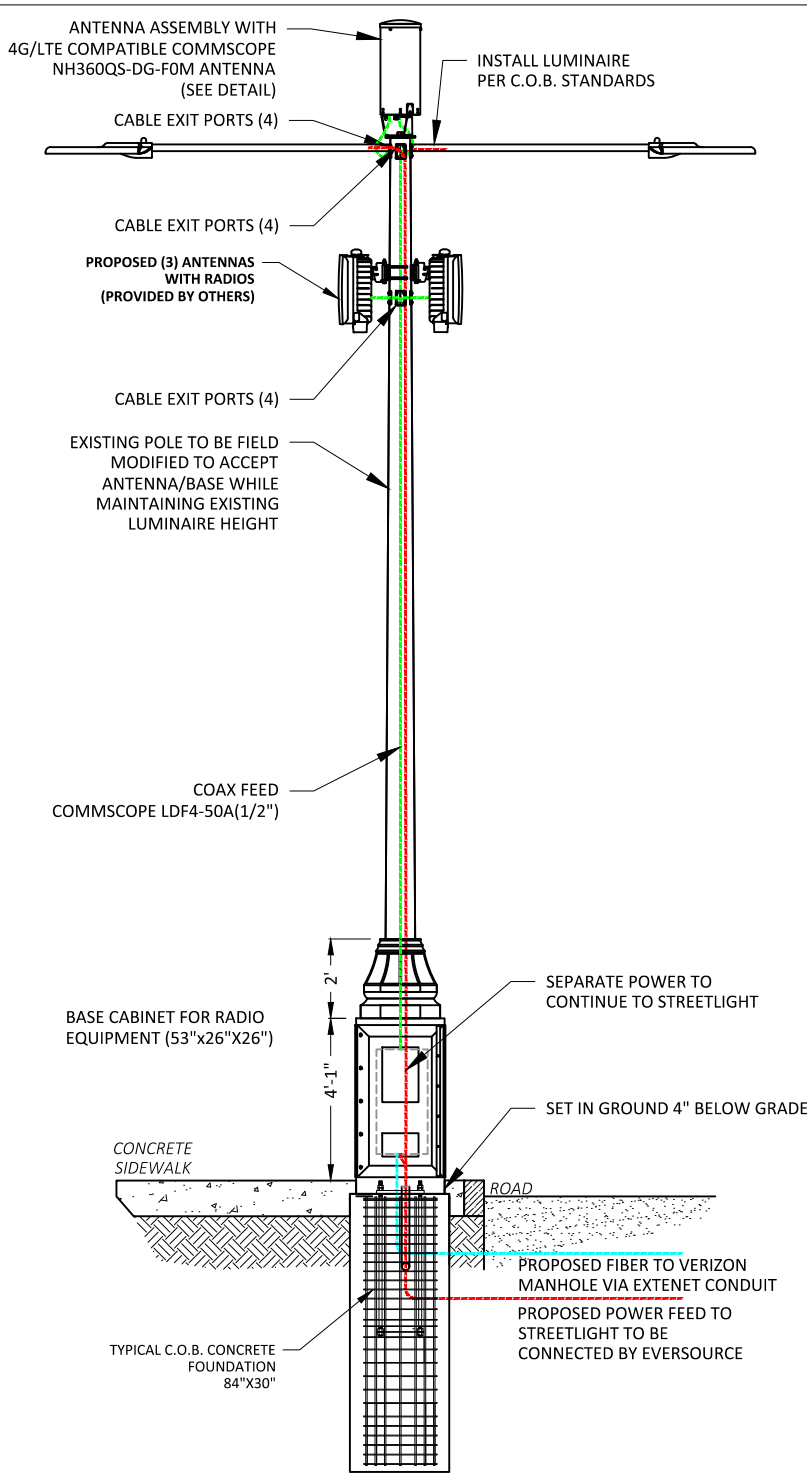
**SUBMITTALS**

REV	DATE	DESCRIPTION	INITIALS
1	1/8/20	FOR SUBMITTAL	LS

**PS-2E**

**NEW TECHNOLOGY NOTE:**

THE MAXIMUM ANTENNA SYSTEM SHOWN MAY BE INSTALLED IN CONJUNCTION WITH THE PREVIOUSLY APPROVED EXHIBIT X ANTENNA OR AS A STANDALONE CONFIGURATION.

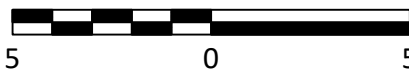


**GENERAL NOTES:**

1. ALL DISTANCES, DIMENSIONS, LOCATIONS, EQUIPMENT DESIGNATIONS AND SPECIFICATIONS ARE APPROXIMATE.
2. ALL MATERIALS WILL RESEMBLE CURRENTLY EXISTING MATERIALS AND WHERE NEEDED ANY RF FRIENDLY MATERIAL WILL BE PAINTED TO MATCH. MATERIALS & LIGHT FIXTURE TO BE SYNONYMOUS WITH SURROUNDING LIGHTS AT THAT LOCATION.
3. IT IS ASSUMED THAT ALL PROPOSED UTILITIES WILL BE ROUTED BELOW GRADE TO THE PROPOSED INSTALLATION.
4. THE PURPOSE OF THE DESIGN SHOWN IS TO SHOW A CONCEPTUAL DESIGN FOR THE REPLACEMENT/MODIFICATIONS OF EXISTING LIGHT POLE. THEREFORE, THESE DESIGNS ARE INHERENTLY APPROXIMATE IN NATURE AND SHOULD NOT BE USED AS AN EXACT, SCALED ENGINEERING DRAWING.
5. POLE REPLACEMENT HEIGHTS WILL VARY BASED ON REQUIRED ANTENNA HEIGHTS REQUESTED BY EXTENET SYSTEMS.
6. EQUIPMENT CLOSURE TO BE NO LARGER THAN (53"Hx26"Wx26"D).
7. ANTENNA TO BE NO LARGER THAN 16"Øx40"H.
8. 14' EXISTING POLE TO BE REPLACED WITH NEW POLE WITH A MAX HEIGHT OF 16.8'  
19' EXISTING POLE TO BE REPLACED WITH NEW POLE WITH A MAX HEIGHT OF 22.8'  
24' EXISTING POLE TO BE REPLACED WITH NEW POLE WITH A MAX HEIGHT OF 28.8'  
29' EXISTING POLE TO BE REPLACED WITH NEW POLE WITH A MAX HEIGHT OF 34.8'
9. EXTENET SYSTEMS WILL PLACE SMALL PLACARD ON POLE IDENTIFYING OWNERSHIP/CONTACT INFORMATION.
10. LED LIGHT WILL BE INSTALLED AT THE SAME HEIGHT AS EXISTING.
11. LUMINAIRE ARM WILL BE INSTALLED AT THE SAME HEIGHT AS EXISTING. ANY CHANGES TO EXISTING HEIGHT REQUIRES PRIOR APPROVAL BY THE CITY OF BOSTON'S STREET LIGHT DEPARTMENT.
12. PROPOSED LIGHTING WILL CONFORM TO THE CITY OF BOSTON'S LIGHTING STANDARDS.
13. ORNAMENTAL DECORATIVE FIXTURES WILL BE IDENTICAL TO THE EXISTING FIXTURE UNLESS THE EXISTING FEATURE IS A METAL HALIDE OR HIGH PRESSURE SODIUM FIXTURE. IN THESE SCENARIOS, THE FIXTURE WILL BE UPGRADED TO AN APPROVED LED FIXTURE.
14. STANDARD CONCRETE POLES AND POLE HEIGHTS SHALL BE APPROVED FOR THE FOLLOWING LUMINAIRE FIXTURES: AERIETA, COBRA, DOUBLE COBRA, SHOEBOX, CURVED, DOUBLE CURVED, STRAIGHT, AND DOUBLE STRAIGHT.

**CONTEMPORARY SQUARE ALUMINIUM POLE ELEVATION - EXHIBIT X-2F**

SCALE IN FEET



3030 WARRENVILLE RD  
LISLE, IL 60532  
(630) 505-3800  
WWW.EXTENETSYSTEMS.COM



21 Oxford Rd  
Mansfield, MA 02048  
www.piketelecom.org  
1-508-337-7600

**SUBMITTALS**

REV	DATE	DESCRIPTION	INITIALS
1	1/8/20	FOR SUBMITTAL	LS

**PV-2F**



CONTEMPORARY SQUARE ALUMINIUM POLE  
 PROPOSED PHOTOSIMULATION - EXHIBIT X-2F

**extenet**  
 SYSTEMS  
 YOUR NETWORK.  
 EVERYWHERE.  
 3030 WARRENVILLE RD  
 LISLE, IL 60532  
 (630) 505-3800  
 WWW.EXTENETSYSTEMS.COM

**PIKE**  
 TELECOM

21 Oxford Rd  
 Mansfield, MA 02048  
 www.piketelecom.org  
 1-508-337-7600

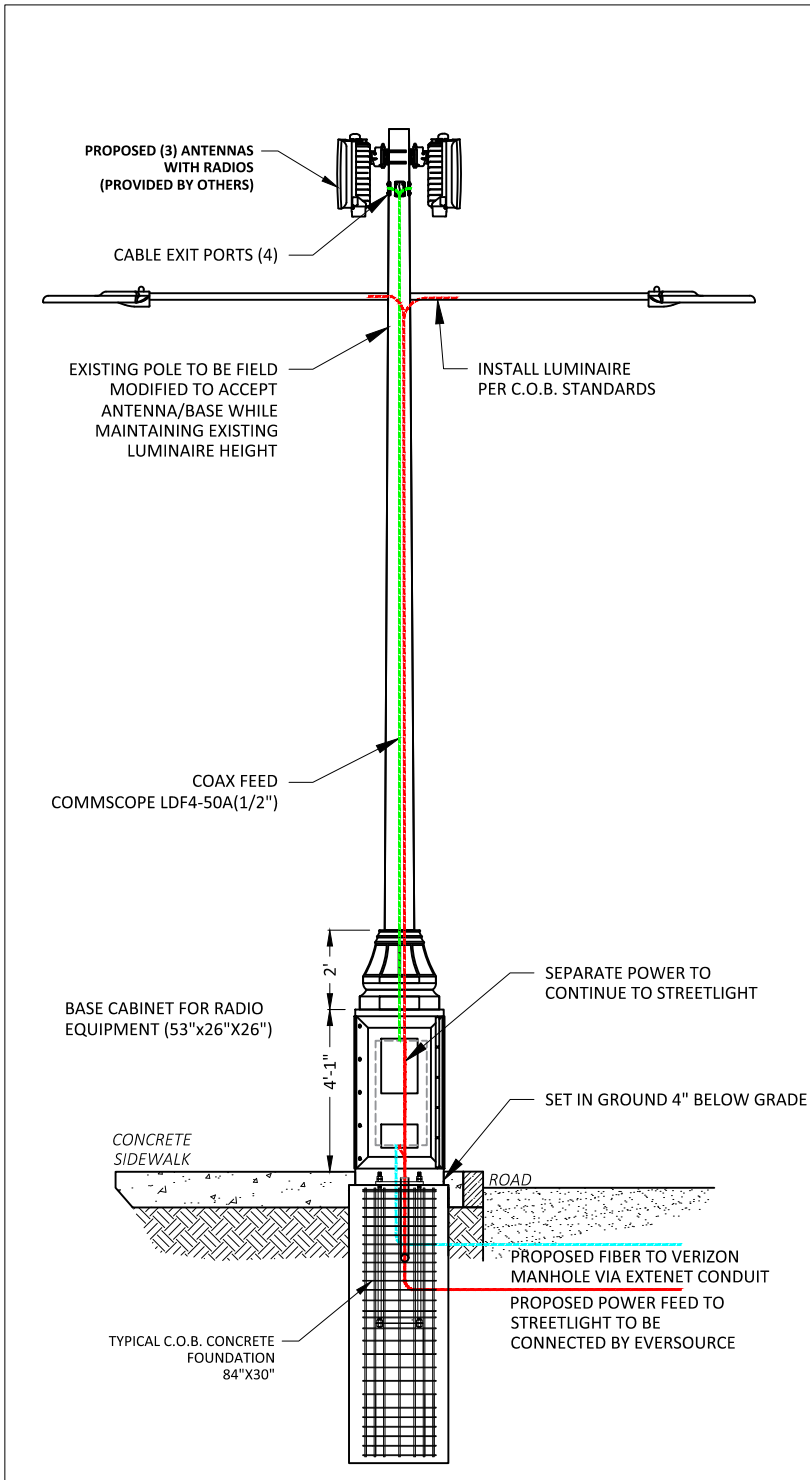
**SUBMITTALS**

REV	DATE	DESCRIPTION	INITIALS
1	1/8/20	FOR SUBMITTAL	LS

**PS-2F**

**NEW TECHNOLOGY NOTE:**

THE MAXIMUM ANTENNA SYSTEM SHOWN MAY BE INSTALLED IN CONJUNCTION WITH THE PREVIOUSLY APPROVED EXHIBIT X ANTENNA OR AS A STANDALONE CONFIGURATION.

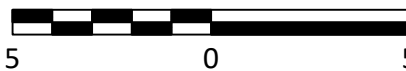


**GENERAL NOTES:**

1. ALL DISTANCES, DIMENSIONS, LOCATIONS, EQUIPMENT DESIGNATIONS AND SPECIFICATIONS ARE APPROXIMATE.
2. ALL MATERIALS WILL RESEMBLE CURRENTLY EXISTING MATERIALS AND WHERE NEEDED ANY RF FRIENDLY MATERIAL WILL BE PAINTED TO MATCH. MATERIALS & LIGHT FIXTURE TO BE SYNONYMOUS WITH SURROUNDING LIGHTS AT THAT LOCATION.
3. IT IS ASSUMED THAT ALL PROPOSED UTILITIES WILL BE ROUTED BELOW GRADE TO THE PROPOSED INSTALLATION.
4. THE PURPOSE OF THE DESIGN SHOWN IS TO SHOW A CONCEPTUAL DESIGN FOR THE REPLACEMENT/MODIFICATIONS OF EXISTING LIGHT POLE. THEREFORE, THESE DESIGNS ARE INHERENTLY APPROXIMATE IN NATURE AND SHOULD NOT BE USED AS AN EXACT, SCALED ENGINEERING DRAWING.
5. POLE REPLACEMENT HEIGHTS WILL VARY BASED ON REQUIRED ANTENNA HEIGHTS REQUESTED BY EXTENET SYSTEMS.
6. EQUIPMENT CLOSURE TO BE NO LARGER THAN (53"Hx26"Wx26"D).
7. ANTENNA TO BE NO LARGER THAN 16"Øx40"H.
8. 14' EXISTING POLE TO BE REPLACED WITH NEW POLE WITH A MAX HEIGHT OF 16.8'  
19' EXISTING POLE TO BE REPLACED WITH NEW POLE WITH A MAX HEIGHT OF 22.8'  
24' EXISTING POLE TO BE REPLACED WITH NEW POLE WITH A MAX HEIGHT OF 28.8'  
29' EXISTING POLE TO BE REPLACED WITH NEW POLE WITH A MAX HEIGHT OF 34.8'
9. EXTENET SYSTEMS WILL PLACE SMALL PLACARD ON POLE IDENTIFYING OWNERSHIP/CONTACT INFORMATION.
10. LED LIGHT WILL BE INSTALLED AT THE SAME HEIGHT AS EXISTING.
11. LUMINARIE ARM WILL BE INSTALLED AT THE SAME HEIGHT AS EXISTING. ANY CHANGES TO EXISTING HEIGHT REQUIRES PRIOR APPROVAL BY THE CITY OF BOSTON'S STREET LIGHT DEPARTMENT.
12. PROPOSED LIGHTING WILL CONFORM TO THE CITY OF BOSTON'S LIGHTING STANDARDS.
13. ORNAMENTAL DECORATIVE FIXTURES WILL BE IDENTICAL TO THE EXISTING FIXTURE UNLESS THE EXISTING FEATURE IS A METAL HALIDE OR HIGH PRESSURE SODIUM FIXTURE. IN THESE SCENARIOS, THE FIXTURE WILL BE UPGRADED TO AN APPROVED LED FIXTURE.
14. STANDARD CONCRETE POLES AND POLE HEIGHTS SHALL BE APPROVED FOR THE FOLLOWING LUMINARY FIXTURES: AERIETA, COBRA, DOUBLE COBRA, SHOEBOX, CURVED, DOUBLE CURVED, STRAIGHT, AND DOUBLE STRAIGHT.

**CONTEMPORARY SQUARE ALUMINIUM POLE ELEVATION - EXHIBIT X-2G**

SCALE IN FEET



**extenet** SYSTEMS  
 YOUR NETWORK. EVERYWHERE.  
 3030 WARRENVILLE RD  
 LISLE, IL 60532  
 (630) 505-3800  
 WWW.EXTENETSYSTEMS.COM

**PIKE**  
 TELECOM

21 Oxford Rd  
 Mansfield, MA 02048  
 www.piketelecom.org  
 1-508-337-7600

**SUBMITTALS**

REV	DATE	DESCRIPTION	INITIALS
1	1/8/20	FOR SUBMITTAL	LS

**PV-2G**





CONTEMPORARY SQUARE ALUMINIUM POLE  
 PROPOSED PHOTOSIMULATION - EXHIBIT X-2G

**extenet** SYSTEMS  
 YOUR NETWORK. EVERYWHERE.  
 3030 WARRENVILLE RD  
 LISLE, IL 60532  
 (630) 505-3800  
 WWW.EXTENETSYSTEMS.COM

**PIKE**  
**TELECOM**

21 Oxford Rd  
 Mansfield, MA 02048  
 www.piketecom.org  
 1-508-337-7600

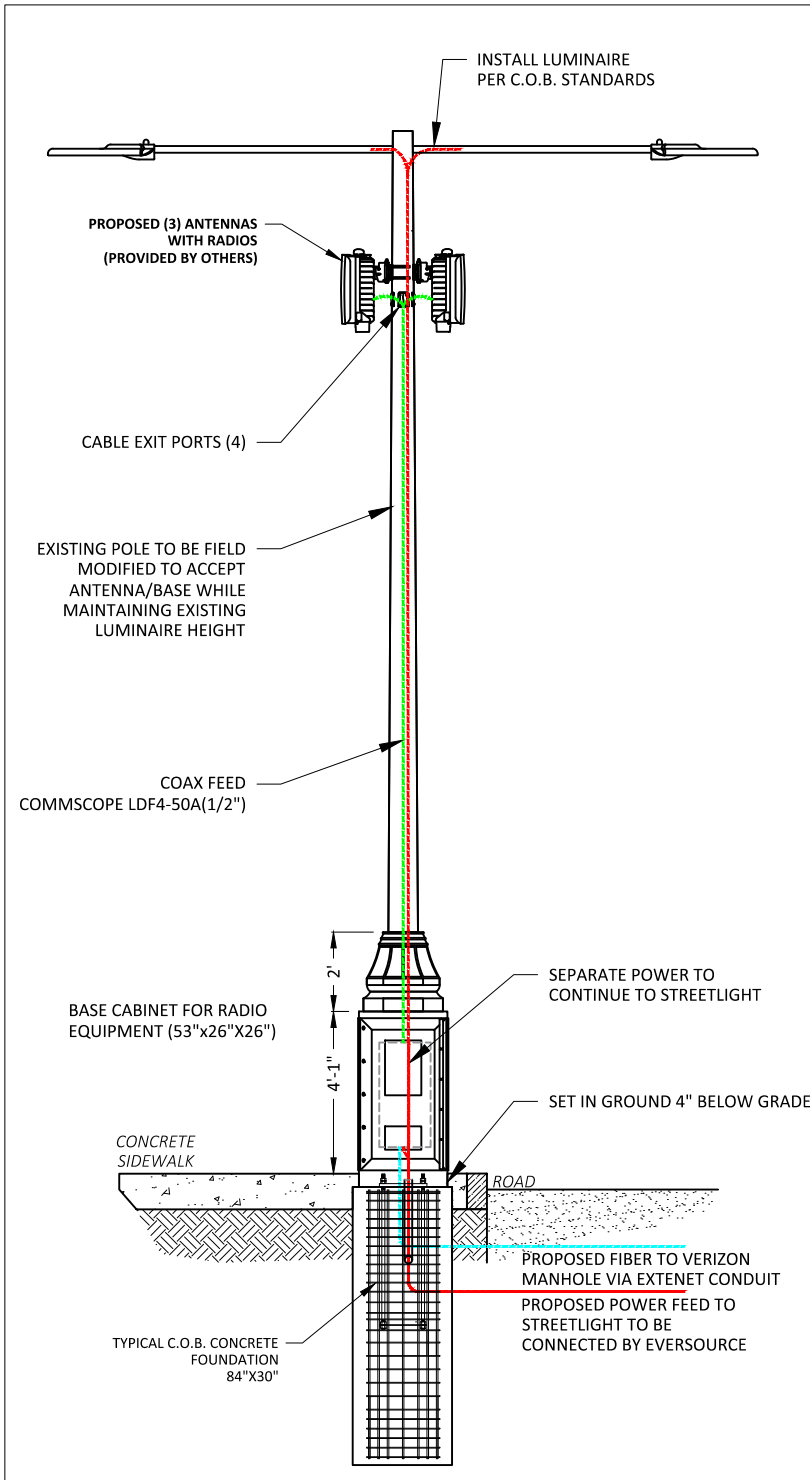
**SUBMITTALS**

REV	DATE	DESCRIPTION	INITIALS
1	1/8/20	FOR SUBMITTAL	LS

**PS-2G**

**NEW TECHNOLOGY NOTE:**

THE MAXIMUM ANTENNA SYSTEM SHOWN MAY BE INSTALLED IN CONJUNCTION WITH THE PREVIOUSLY APPROVED EXHIBIT X ANTENNA OR AS A STANDALONE CONFIGURATION.

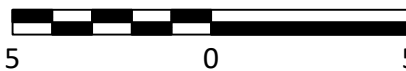


**GENERAL NOTES:**

1. ALL DISTANCES, DIMENSIONS, LOCATIONS, EQUIPMENT DESIGNATIONS AND SPECIFICATIONS ARE APPROXIMATE.
2. ALL MATERIALS WILL RESEMBLE CURRENTLY EXISTING MATERIALS AND WHERE NEEDED ANY RF FRIENDLY MATERIAL WILL BE PAINTED TO MATCH. MATERIALS & LIGHT FIXTURE TO BE SYNONYMOUS WITH SURROUNDING LIGHTS AT THAT LOCATION.
3. IT IS ASSUMED THAT ALL PROPOSED UTILITIES WILL BE ROUTED BELOW GRADE TO THE PROPOSED INSTALLATION.
4. THE PURPOSE OF THE DESIGN SHOWN IS TO SHOW A CONCEPTUAL DESIGN FOR THE REPLACEMENT/MODIFICATIONS OF EXISTING LIGHT POLE. THEREFORE, THESE DESIGNS ARE INHERENTLY APPROXIMATE IN NATURE AND SHOULD NOT BE USED AS AN EXACT, SCALED ENGINEERING DRAWING.
5. POLE REPLACEMENT HEIGHTS WILL VARY BASED ON REQUIRED ANTENNA HEIGHTS REQUESTED BY EXTENET SYSTEMS.
6. EQUIPMENT CLOSURE TO BE NO LARGER THAN (53"Hx26"Wx26"D).
7. ANTENNA TO BE NO LARGER THAN 16"Øx40"H.
8. 14' EXISTING POLE TO BE REPLACED WITH NEW POLE WITH A MAX HEIGHT OF 16.8'  
19' EXISTING POLE TO BE REPLACED WITH NEW POLE WITH A MAX HEIGHT OF 22.8'  
24' EXISTING POLE TO BE REPLACED WITH NEW POLE WITH A MAX HEIGHT OF 28.8'  
29' EXISTING POLE TO BE REPLACED WITH NEW POLE WITH A MAX HEIGHT OF 34.8'
9. EXTENET SYSTEMS WILL PLACE SMALL PLACARD ON POLE IDENTIFYING OWNERSHIP/CONTACT INFORMATION.
10. LED LIGHT WILL BE INSTALLED AT THE SAME HEIGHT AS EXISTING.
11. LUMINAIRE ARM WILL BE INSTALLED AT THE SAME HEIGHT AS EXISTING. ANY CHANGES TO EXISTING HEIGHT REQUIRES PRIOR APPROVAL BY THE CITY OF BOSTON'S STREET LIGHT DEPARTMENT.
12. PROPOSED LIGHTING WILL CONFORM TO THE CITY OF BOSTON'S LIGHTING STANDARDS.
13. ORNAMENTAL DECORATIVE FIXTURES WILL BE IDENTICAL TO THE EXISTING FIXTURE UNLESS THE EXISTING FEATURE IS A METAL HALIDE OR HIGH PRESSURE SODIUM FIXTURE. IN THESE SCENARIOS, THE FIXTURE WILL BE UPGRADED TO AN APPROVED LED FIXTURE.
14. STANDARD CONCRETE POLES AND POLE HEIGHTS SHALL BE APPROVED FOR THE FOLLOWING LUMINAIRE FIXTURES: AERIETA, COBRA, DOUBLE COBRA, SHOEBOX, CURVED, DOUBLE CURVED, STRAIGHT, AND DOUBLE STRAIGHT.

**CONTEMPORARY SQUARE ALUMINIUM POLE ELEVATION - EXHIBIT X-2H**

SCALE IN FEET



**extenet** SYSTEMS  
 YOUR NETWORK. EVERYWHERE.  
 3030 WARRENVILLE RD  
 LISLE, IL 60532  
 (630) 505-3800  
 WWW.EXTENETSYSTEMS.COM

**PIKE**  
 TELECOM

21 Oxford Rd  
 Mansfield, MA 02048  
 www.piketelecom.org  
 1-508-337-7600

**SUBMITTALS**

REV	DATE	DESCRIPTION	INITIALS
1	1/8/20	FOR SUBMITTAL	LS

**PV-2H**



CONTEMPORARY SQUARE ALUMINIUM POLE  
 PROPOSED PHOTOSIMULATION - EXHIBIT X-2H

**extenet** SYSTEMS  
 YOUR NETWORK. EVERYWHERE.  
 3030 WARRENVILLE RD  
 LISLE, IL 60532  
 (630) 505-3800  
 WWW.EXTENETSYSTEMS.COM

**PIKE**  
**TELECOM**

21 Oxford Rd  
 Mansfield, MA 02048  
 www.piketelecom.org  
 1-508-337-7600

**SUBMITTALS**

REV	DATE	DESCRIPTION	INITIALS
1	1/8/20	FOR SUBMITTAL	LS

**PS-2H**