

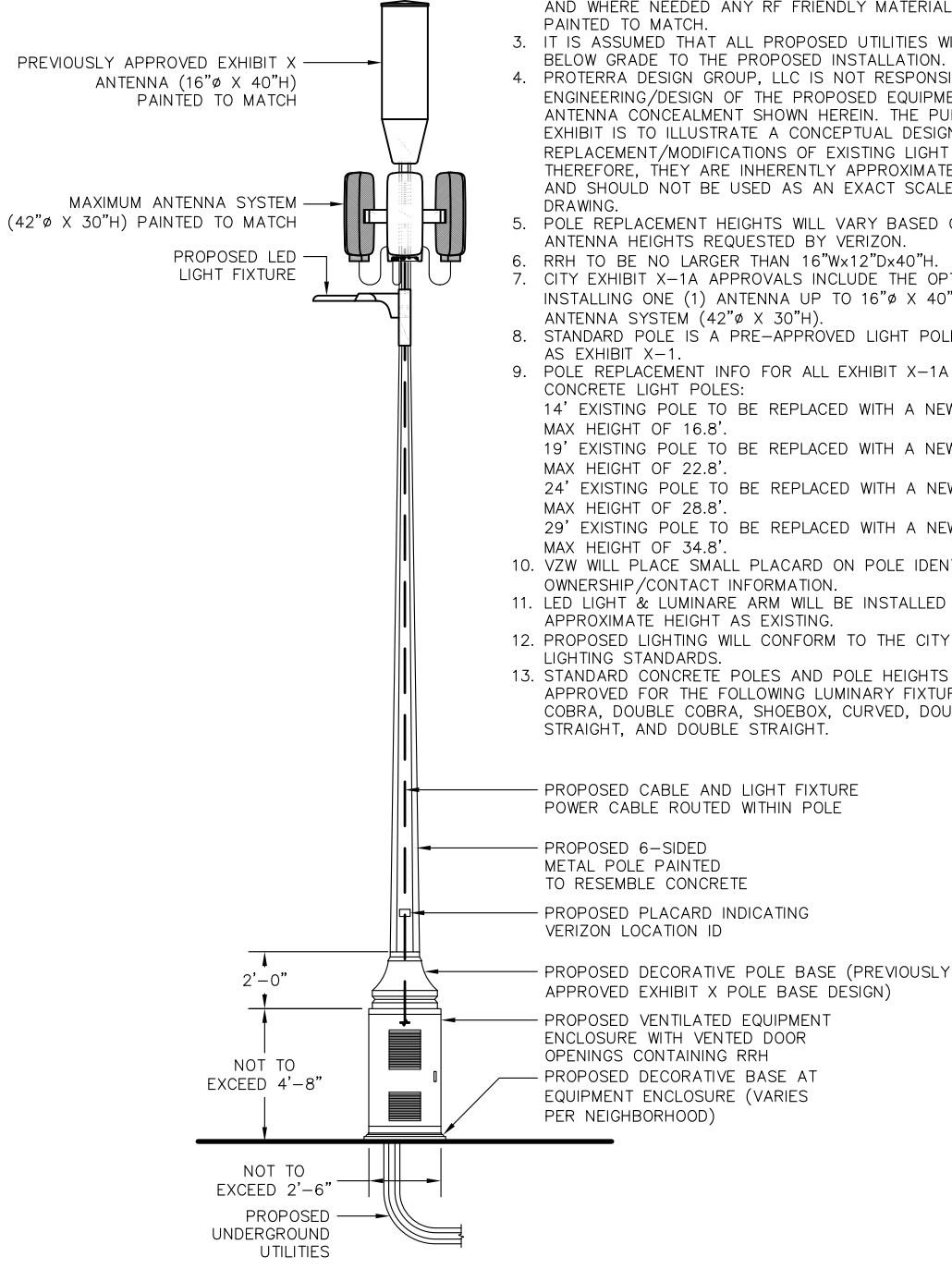
EXHIBIT X-1A
TEMPLATE FOR
SCHEDULE OF APPROVED WIRELESS FACILITIES
(To be completed for each Approved Wireless Facility design)

Facility Number	X-1A Standard Concrete Light Pole Antenna System
Attachment Types <i>(check all that apply and provide detail below)</i>	<input checked="" type="checkbox"/> Replacement City Pole (streetlight) <input checked="" type="checkbox"/> Replacement City Property Pole (streetlight) <input checked="" type="checkbox"/> Attach to existing City Pole (streetlight) <input checked="" type="checkbox"/> Attach to existing City Property Pole (streetlight) <input type="checkbox"/> Attach to existing City Pole (traffic signal) <input type="checkbox"/> Attach to existing City Property Pole (traffic signal) <input type="checkbox"/> Attach to existing City Pole (street furniture) <input type="checkbox"/> Attach to existing City Property Pole (street furniture) <input type="checkbox"/> Attach to Non-City Pole
Attachment Type Detail	<i>Standard concrete light pole or similar (existing or replacement)</i>
Physical Description	<p><i>Antenna System (no more than 42" diameter and no more than 30" height) mounted to exterior of pole and painted to match pole. Antenna system can be installed above or below LED light fixture. Antenna system can be installed with previously approved Exhibit X1 antenna or as stand-alone system. Radio equipment, power and fiber equipment concealed within stealth expanded base, not to exceed 2.5' diameter and will be painted to match exterior pole.</i></p> <p><i>Overall height of replacement pole not to exceed 20% of existing pole height(not including antenna)</i></p>
Concealment	<i>Radio equipment, power and fiber equipment concealed within stealth expanded base, not to exceed 2.5' in diameter and 4' 8" in height. A maximum of an additional 2' above enclosure will be used to add decorative tapering.</i>
Included Documents	<p><i>The following documents:</i></p> <ul style="list-style-type: none"> <i>A. For each Attachment Type listed or checked above, an engineering drawing of replacement pole or existing pole with attached equipment. The drawing must show the location on the pole where each component of the Wireless Facility is attached or enclosed. Drawings should depict any underground portion of the typical installation for that Attachment Type.</i> <i>B. Photo showing an example of each Attachment Type listed or checked above.</i> <i>C. Photo mockup of each Attachment Type listed or checked above showing the appearance after the Approved Wireless Facility is installed.</i> <p><i>Engineering drawings and photo attachments should reflect the dimensions and characteristics of a representative actual City Pole or City Property Pole of the type to which the Approved Wireless Facility design applies rather than generic examples. Where there is considerable variation among City Poles/City Property Poles of a particular type (e.g. traffic signals), drawings can show a typical installation, provided that equipment volumes and attachment locations will not vary significantly from one installation to the next in ways that are material to the City's interests.</i></p>
RF Compliance Information	<input type="checkbox"/> Facility conforms to information already on file <input checked="" type="checkbox"/> RF information attached

NEW TECHNOLOGY NOTE:
THE MAXIMUM ANTENNA SYSTEM SHOWN HEREIN
MAY BE INSTALLED IN CONJUNCTION WITH THE
PREVIOUSLY APPROVED EXHIBIT X ANTENNA OR
AS A STANDALONE CONFIGURATION.

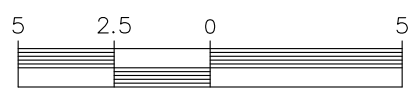
GENERAL NOTES:

1. ALL DISTANCES, DIMENSIONS, LOCATIONS, AND EQUIPMENT DESIGNATIONS AND SPECIFICATIONS ARE APPROXIMATE.
2. ALL MATERIALS WILL RESEMBLE CURRENTLY EXISTING MATERIALS AND WHERE NEEDED ANY RF FRIENDLY MATERIAL WILL BE PAINTED TO MATCH.
3. IT IS ASSUMED THAT ALL PROPOSED UTILITIES WILL BE ROUTED BELOW GRADE TO THE PROPOSED INSTALLATION.
4. PROTERRA DESIGN GROUP, LLC IS NOT RESPONSIBLE FOR THE ENGINEERING/DESIGN OF THE PROPOSED EQUIPMENT AND ANTENNA CONCEALMENT SHOWN HEREIN. THE PURPOSE OF THE EXHIBIT IS TO ILLUSTRATE A CONCEPTUAL DESIGN FOR THE REPLACEMENT/MODIFICATIONS OF EXISTING LIGHT POLES, THEREFORE, THEY ARE INHERENTLY APPROXIMATE IN NATURE AND SHOULD NOT BE USED AS AN EXACT SCALED ENGINEERING DRAWING.
5. POLE REPLACEMENT HEIGHTS WILL VARY BASED ON REQUIRED ANTENNA HEIGHTS REQUESTED BY VERIZON.
6. RRH TO BE NO LARGER THAN 16"Wx12"Dx40"H.
7. CITY EXHIBIT X-1A APPROVALS INCLUDE THE OPTION OF INSTALLING ONE (1) ANTENNA UP TO 16"Ø X 40" TALL AND (1) ANTENNA SYSTEM (42"Ø X 30"H).
8. STANDARD POLE IS A PRE-APPROVED LIGHT POLE TYPE KNOWN AS EXHIBIT X-1.
9. POLE REPLACEMENT INFO FOR ALL EXHIBIT X-1A STANDARD CONCRETE LIGHT POLES:
 14' EXISTING POLE TO BE REPLACED WITH A NEW POLE WITH A MAX HEIGHT OF 16.8'.
 19' EXISTING POLE TO BE REPLACED WITH A NEW POLE WITH A MAX HEIGHT OF 22.8'.
 24' EXISTING POLE TO BE REPLACED WITH A NEW POLE WITH A MAX HEIGHT OF 28.8'.
 29' EXISTING POLE TO BE REPLACED WITH A NEW POLE WITH A MAX HEIGHT OF 34.8'.
10. VZW WILL PLACE SMALL PLACARD ON POLE IDENTIFYING OWNERSHIP/CONTACT INFORMATION.
11. LED LIGHT & LUMINARE ARM WILL BE INSTALLED AT THE SAME APPROXIMATE HEIGHT AS EXISTING.
12. PROPOSED LIGHTING WILL CONFORM TO THE CITY OF BOSTON'S LIGHTING STANDARDS.
13. STANDARD CONCRETE POLES AND POLE HEIGHTS SHALL BE APPROVED FOR THE FOLLOWING LUMINARY FIXTURES: AERIATA, COBRA, DOUBLE COBRA, SHOEBOX, CURVED, DOUBLE CURVED, STRAIGHT, AND DOUBLE STRAIGHT.



STANDARD CONCRETE POLE ELEVATION - EXHIBIT X-1A

SCALE: 1"=5'



1
SK-1A

PREPARED BY:
ProTerra
 DESIGN GROUP, LLC
 4 Bay Road, Bldg A
 Suite 200
 Hadley, MA 01035 Ph: (413)320-4918

verizon ✓
 118 FLANDERS ROAD
 THIRD FLOOR
 WESTBOROUGH, MA 01581

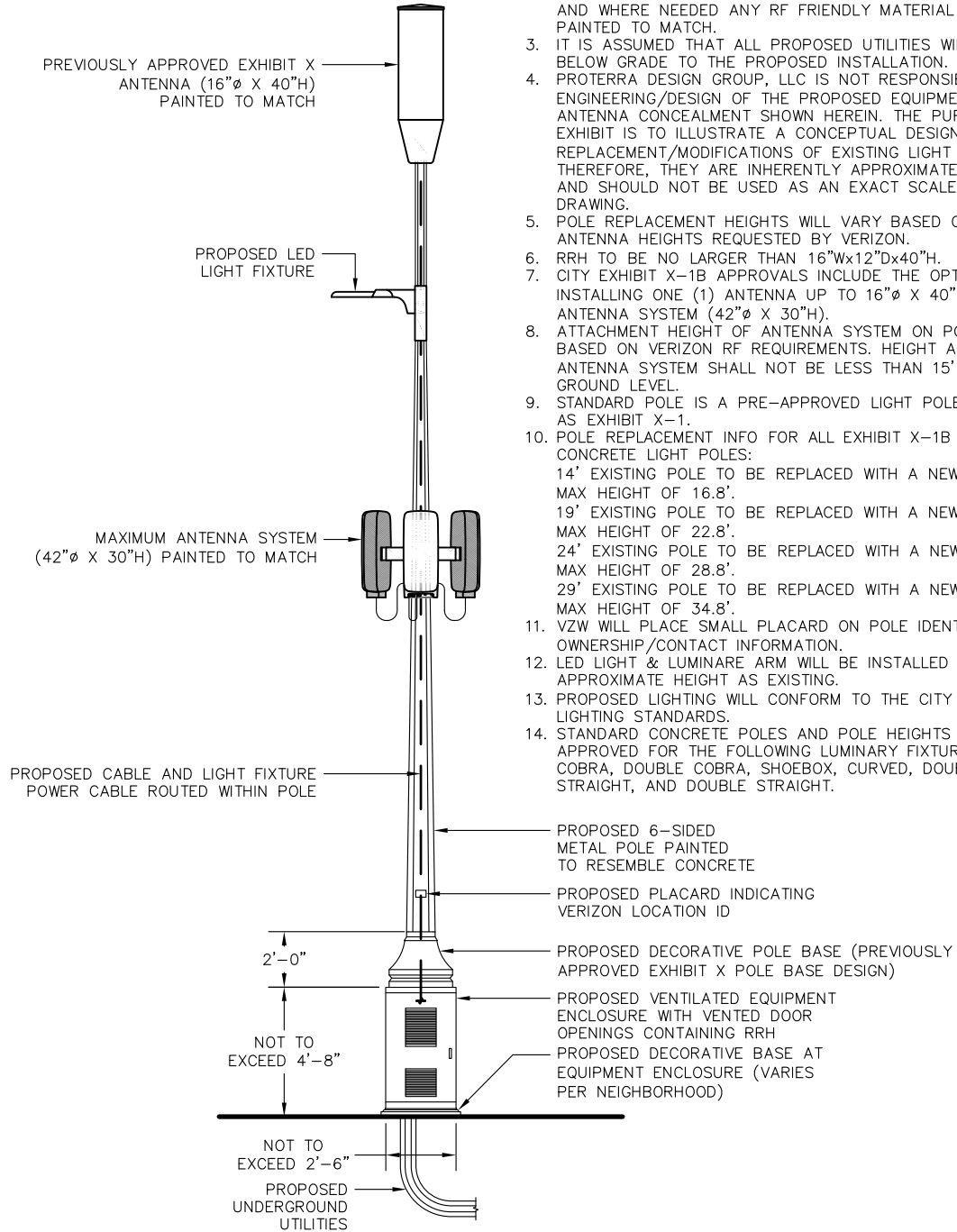
REVISIONS			
REV	DATE	DESCRIPTION	BY
5	08/28/18	FOR SUBMITTAL	JEB

SK-1A

NEW TECHNOLOGY NOTE:
THE MAXIMUM ANTENNA SYSTEM SHOWN HEREIN
MAY BE INSTALLED IN CONJUNCTION WITH THE
PREVIOUSLY APPROVED EXHIBIT X ANTENNA OR
AS A STANDALONE CONFIGURATION.

GENERAL NOTES:

1. ALL DISTANCES, DIMENSIONS, LOCATIONS, AND EQUIPMENT DESIGNATIONS AND SPECIFICATIONS ARE APPROXIMATE.
2. ALL MATERIALS WILL RESEMBLE CURRENTLY EXISTING MATERIALS AND WHERE NEEDED ANY RF FRIENDLY MATERIAL WILL BE PAINTED TO MATCH.
3. IT IS ASSUMED THAT ALL PROPOSED UTILITIES WILL BE ROUTED BELOW GRADE TO THE PROPOSED INSTALLATION.
4. PROTERRA DESIGN GROUP, LLC IS NOT RESPONSIBLE FOR THE ENGINEERING/DESIGN OF THE PROPOSED EQUIPMENT AND ANTENNA CONCEALMENT SHOWN HEREIN. THE PURPOSE OF THE EXHIBIT IS TO ILLUSTRATE A CONCEPTUAL DESIGN FOR THE REPLACEMENT/MODIFICATIONS OF EXISTING LIGHT POLES, THEREFORE, THEY ARE INHERENTLY APPROXIMATE IN NATURE AND SHOULD NOT BE USED AS AN EXACT SCALED ENGINEERING DRAWING.
5. POLE REPLACEMENT HEIGHTS WILL VARY BASED ON REQUIRED ANTENNA HEIGHTS REQUESTED BY VERIZON.
6. RRH TO BE NO LARGER THAN 16"Wx12"Dx40"H.
7. CITY EXHIBIT X-1B APPROVALS INCLUDE THE OPTION OF INSTALLING ONE (1) ANTENNA UP TO 16"Ø X 40" TALL AND (1) ANTENNA SYSTEM (42"Ø X 30"H).
8. ATTACHMENT HEIGHT OF ANTENNA SYSTEM ON POLE WILL VARY BASED ON VERIZON RF REQUIREMENTS. HEIGHT AT BOTTOM OF ANTENNA SYSTEM SHALL NOT BE LESS THAN 15' ABOVE GROUND LEVEL.
9. STANDARD POLE IS A PRE-APPROVED LIGHT POLE TYPE KNOWN AS EXHIBIT X-1.
10. POLE REPLACEMENT INFO FOR ALL EXHIBIT X-1B STANDARD CONCRETE LIGHT POLES:
 14' EXISTING POLE TO BE REPLACED WITH A NEW POLE WITH A MAX HEIGHT OF 16.8'.
 19' EXISTING POLE TO BE REPLACED WITH A NEW POLE WITH A MAX HEIGHT OF 22.8'.
 24' EXISTING POLE TO BE REPLACED WITH A NEW POLE WITH A MAX HEIGHT OF 28.8'.
 29' EXISTING POLE TO BE REPLACED WITH A NEW POLE WITH A MAX HEIGHT OF 34.8'.
11. VZW WILL PLACE SMALL PLACARD ON POLE IDENTIFYING OWNERSHIP/CONTACT INFORMATION.
12. LED LIGHT & LUMINARE ARM WILL BE INSTALLED AT THE SAME APPROXIMATE HEIGHT AS EXISTING.
13. PROPOSED LIGHTING WILL CONFORM TO THE CITY OF BOSTON'S LIGHTING STANDARDS.
14. STANDARD CONCRETE POLES AND POLE HEIGHTS SHALL BE APPROVED FOR THE FOLLOWING LUMINARY FIXTURES: AERIATA, COBRA, DOUBLE COBRA, SHOEBOX, CURVED, DOUBLE CURVED, STRAIGHT, AND DOUBLE STRAIGHT.



STANDARD CONCRETE POLE ELEVATION - EXHIBIT X-1B

SCALE: 1"=5'



1
 SK-1B

PREPARED BY:

ProTerra
 DESIGN GROUP, LLC

4 Bay Road, Bldg A
 Suite 200
 Hadley, MA 01035

Ph: (413)320-4918

verizon

118 FLANDERS ROAD
 THIRD FLOOR
 WESTBOROUGH, MA 01581

REVISIONS

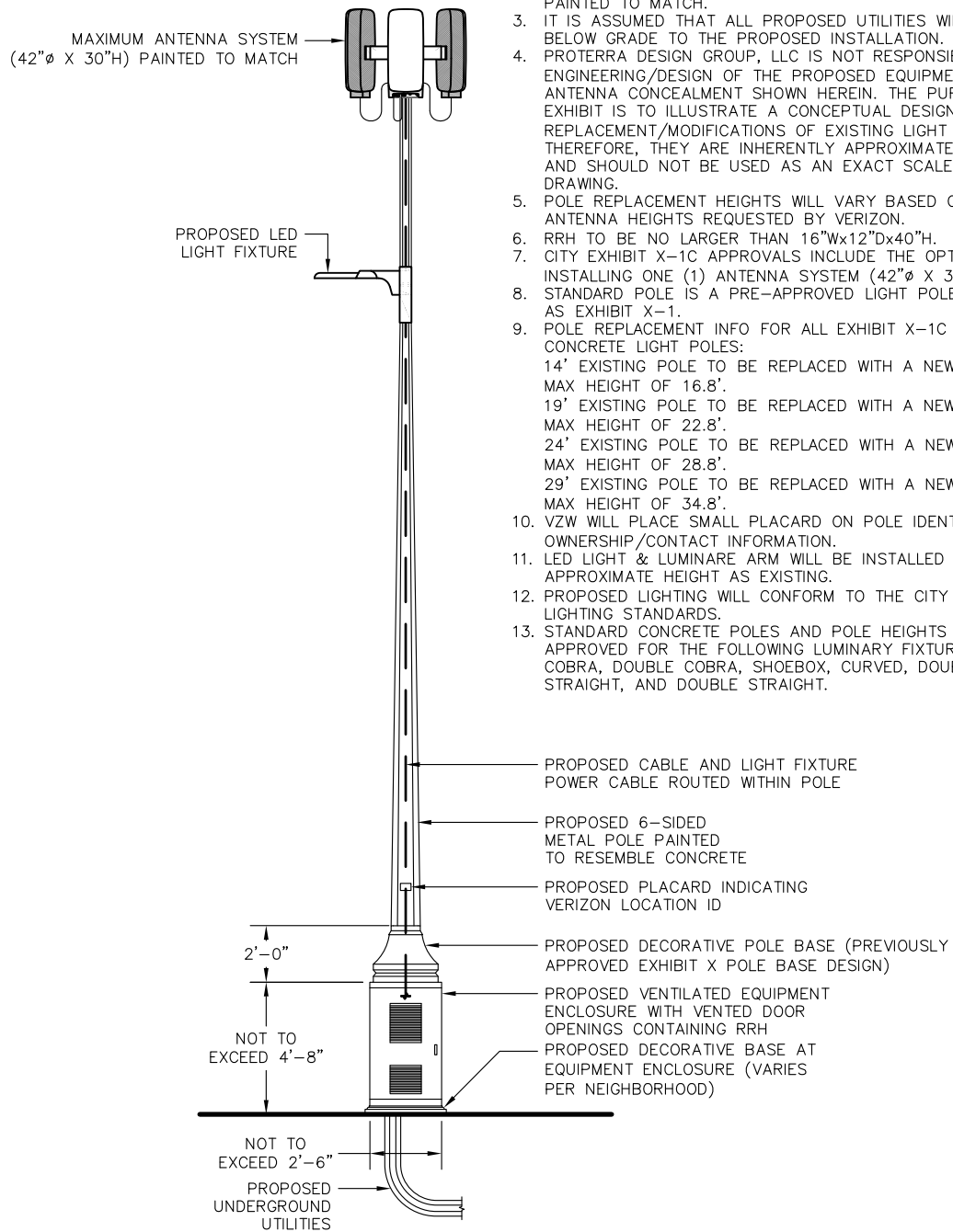
REV	DATE	DESCRIPTION	BY
5	08/28/18	FOR SUBMITTAL	JEB

SK-1B

NEW TECHNOLOGY NOTE:
THE MAXIMUM ANTENNA SYSTEM SHOWN HEREIN
MAY BE INSTALLED IN CONJUNCTION WITH THE
PREVIOUSLY APPROVED EXHIBIT X ANTENNA OR
AS A STANDALONE CONFIGURATION.

GENERAL NOTES:

1. ALL DISTANCES, DIMENSIONS, LOCATIONS, AND EQUIPMENT DESIGNATIONS AND SPECIFICATIONS ARE APPROXIMATE.
2. ALL MATERIALS WILL RESEMBLE CURRENTLY EXISTING MATERIALS AND WHERE NEEDED ANY RF FRIENDLY MATERIAL WILL BE PAINTED TO MATCH.
3. IT IS ASSUMED THAT ALL PROPOSED UTILITIES WILL BE ROUTED BELOW GRADE TO THE PROPOSED INSTALLATION.
4. PROTERRA DESIGN GROUP, LLC IS NOT RESPONSIBLE FOR THE ENGINEERING/DESIGN OF THE PROPOSED EQUIPMENT AND ANTENNA CONCEALMENT SHOWN HEREIN. THE PURPOSE OF THE EXHIBIT IS TO ILLUSTRATE A CONCEPTUAL DESIGN FOR THE REPLACEMENT/MODIFICATIONS OF EXISTING LIGHT POLES, THEREFORE, THEY ARE INHERENTLY APPROXIMATE IN NATURE AND SHOULD NOT BE USED AS AN EXACT SCALED ENGINEERING DRAWING.
5. POLE REPLACEMENT HEIGHTS WILL VARY BASED ON REQUIRED ANTENNA HEIGHTS REQUESTED BY VERIZON.
6. RRH TO BE NO LARGER THAN 16"Wx12"Dx40"H.
7. CITY EXHIBIT X-1C APPROVALS INCLUDE THE OPTION OF INSTALLING ONE (1) ANTENNA SYSTEM (42"Ø X 30"H).
8. STANDARD POLE IS A PRE-APPROVED LIGHT POLE TYPE KNOWN AS EXHIBIT X-1.
9. POLE REPLACEMENT INFO FOR ALL EXHIBIT X-1C STANDARD CONCRETE LIGHT POLES:
 14' EXISTING POLE TO BE REPLACED WITH A NEW POLE WITH A MAX HEIGHT OF 16.8'.
 19' EXISTING POLE TO BE REPLACED WITH A NEW POLE WITH A MAX HEIGHT OF 22.8'.
 24' EXISTING POLE TO BE REPLACED WITH A NEW POLE WITH A MAX HEIGHT OF 28.8'.
 29' EXISTING POLE TO BE REPLACED WITH A NEW POLE WITH A MAX HEIGHT OF 34.8'.
10. VZW WILL PLACE SMALL PLACARD ON POLE IDENTIFYING OWNERSHIP/CONTACT INFORMATION.
11. LED LIGHT & LUMINARE ARM WILL BE INSTALLED AT THE SAME APPROXIMATE HEIGHT AS EXISTING.
12. PROPOSED LIGHTING WILL CONFORM TO THE CITY OF BOSTON'S LIGHTING STANDARDS.
13. STANDARD CONCRETE POLES AND POLE HEIGHTS SHALL BE APPROVED FOR THE FOLLOWING LUMINARY FIXTURES: AERIATA, COBRA, DOUBLE COBRA, SHOEBOX, CURVED, DOUBLE CURVED, STRAIGHT, AND DOUBLE STRAIGHT.



STANDARD CONCRETE POLE ELEVATION - EXHIBIT X-1C

SCALE: 1"=5'



1
SK-1C

PREPARED BY:

ProTerra
 DESIGN GROUP, LLC

4 Bay Road, Bldg A
 Suite 200
 Hadley, MA 01035 Ph: (413)320-4918

verizon

118 FLANDERS ROAD
 THIRD FLOOR
 WESTBOROUGH, MA 01581

REVISIONS

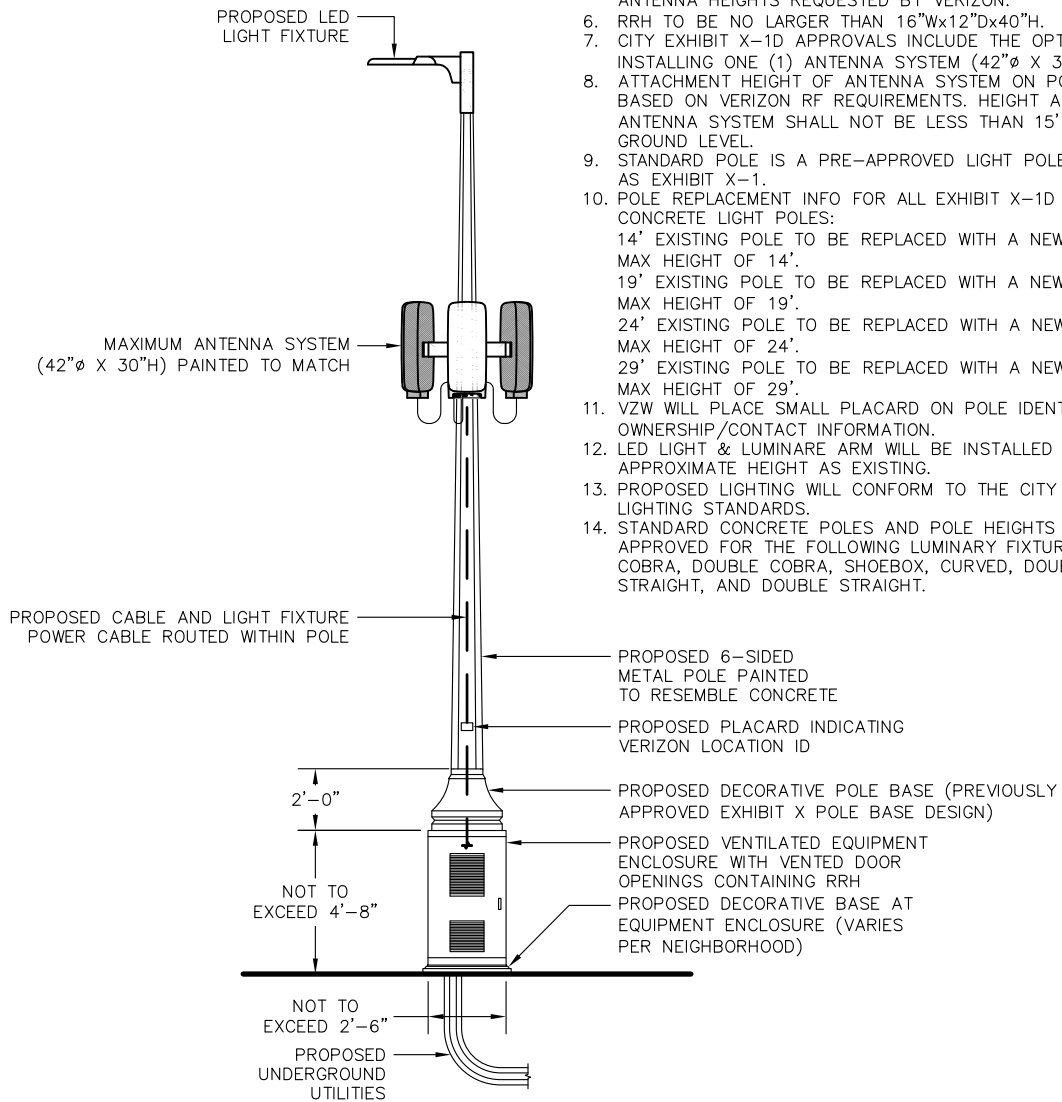
REV	DATE	DESCRIPTION	BY
5	08/28/18	FOR SUBMITTAL	JEB

SK-1C

NEW TECHNOLOGY NOTE:
 THE MAXIMUM ANTENNA SYSTEM SHOWN HEREIN
 MAY BE INSTALLED IN CONJUNCTION WITH THE
 PREVIOUSLY APPROVED EXHIBIT X ANTENNA OR
 AS A STANDALONE CONFIGURATION.

GENERAL NOTES:

1. ALL DISTANCES, DIMENSIONS, LOCATIONS, AND EQUIPMENT DESIGNATIONS AND SPECIFICATIONS ARE APPROXIMATE.
2. ALL MATERIALS WILL RESEMBLE CURRENTLY EXISTING MATERIALS AND WHERE NEEDED ANY RF FRIENDLY MATERIAL WILL BE PAINTED TO MATCH.
3. IT IS ASSUMED THAT ALL PROPOSED UTILITIES WILL BE ROUTED BELOW GRADE TO THE PROPOSED INSTALLATION.
4. PROTERRA DESIGN GROUP, LLC IS NOT RESPONSIBLE FOR THE ENGINEERING/DESIGN OF THE PROPOSED EQUIPMENT AND ANTENNA CONCEALMENT SHOWN HEREIN. THE PURPOSE OF THE EXHIBIT IS TO ILLUSTRATE A CONCEPTUAL DESIGN FOR THE REPLACEMENT/MODIFICATIONS OF EXISTING LIGHT POLES, THEREFORE, THEY ARE INHERENTLY APPROXIMATE IN NATURE AND SHOULD NOT BE USED AS AN EXACT SCALED ENGINEERING DRAWING.
5. POLE REPLACEMENT HEIGHTS WILL VARY BASED ON REQUIRED ANTENNA HEIGHTS REQUESTED BY VERIZON.
6. RRH TO BE NO LARGER THAN 16"Wx12"Dx40"H.
7. CITY EXHIBIT X-1D APPROVALS INCLUDE THE OPTION OF INSTALLING ONE (1) ANTENNA SYSTEM (42"Ø X 30"H).
8. ATTACHMENT HEIGHT OF ANTENNA SYSTEM ON POLE WILL VARY BASED ON VERIZON RF REQUIREMENTS. HEIGHT AT BOTTOM OF ANTENNA SYSTEM SHALL NOT BE LESS THAN 15' ABOVE GROUND LEVEL.
9. STANDARD POLE IS A PRE-APPROVED LIGHT POLE TYPE KNOWN AS EXHIBIT X-1.
10. POLE REPLACEMENT INFO FOR ALL EXHIBIT X-1D STANDARD CONCRETE LIGHT POLES:
 14' EXISTING POLE TO BE REPLACED WITH A NEW POLE WITH A MAX HEIGHT OF 14'.
 19' EXISTING POLE TO BE REPLACED WITH A NEW POLE WITH A MAX HEIGHT OF 19'.
 24' EXISTING POLE TO BE REPLACED WITH A NEW POLE WITH A MAX HEIGHT OF 24'.
 29' EXISTING POLE TO BE REPLACED WITH A NEW POLE WITH A MAX HEIGHT OF 29'.
11. VZW WILL PLACE SMALL PLACARD ON POLE IDENTIFYING OWNERSHIP/CONTACT INFORMATION.
12. LED LIGHT & LUMINARE ARM WILL BE INSTALLED AT THE SAME APPROXIMATE HEIGHT AS EXISTING.
13. PROPOSED LIGHTING WILL CONFORM TO THE CITY OF BOSTON'S LIGHTING STANDARDS.
14. STANDARD CONCRETE POLES AND POLE HEIGHTS SHALL BE APPROVED FOR THE FOLLOWING LUMINARY FIXTURES: AERIATA, COBRA, DOUBLE COBRA, SHOEBOX, CURVED, DOUBLE CURVED, STRAIGHT, AND DOUBLE STRAIGHT.



STANDARD CONCRETE POLE ELEVATION - EXHIBIT X-1D

SCALE: 1"=5'



1
SK-1D

PREPARED BY:

ProTerra
 DESIGN GROUP, LLC

4 Bay Road, Bldg A
 Suite 200
 Hadley, MA 01035 Ph: (413)320-4918

verizon

118 FLANDERS ROAD
 THIRD FLOOR
 WESTBOROUGH, MA 01581

REVISIONS

REV	DATE	DESCRIPTION	BY
5	08/28/18	FOR SUBMITTAL	JEB

SK-1D



**STANDARD CONCRETE LIGHT POLE - AERIATA LUMINARY FIXTURE
EXISTING CONDITIONS PHOTOGRAPH - EXHIBIT X-1**

PREPARED BY:

ProTerra
DESIGN GROUP, LLC

4 Bay Road, Bldg A
Suite 200
Hadley, MA 01035

Ph: (413)320-4918

verizon✓

118 FLANDERS ROAD
THIRD FLOOR
WESTBOROUGH, MA 01581

REVISIONS

REV	DATE	DESCRIPTION	BY
5	08/28/18	FOR SUBMITTAL	SPH

PS-1



**STANDARD CONCRETE LIGHT POLE - AERIATA LUMINARY FIXTURE
PROPOSED PHOTOSIMULATION - EXHIBIT X-1A**

PREPARED BY:

ProTerra
DESIGN GROUP, LLC

4 Bay Road, Bldg A
Suite 200
Hadley, MA 01035

Ph: (413)320-4918

verizon✓

118 FLANDERS ROAD
THIRD FLOOR
WESTBOROUGH, MA 01581

REVISIONS

REV	DATE	DESCRIPTION	BY
5	08/28/18	FOR SUBMITTAL	SPH

PS-1A



**STANDARD CONCRETE LIGHT POLE - AERIATA LUMINARY FIXTURE
PROPOSED PHOTOSIMULATION - EXHIBIT X-1B**

PREPARED BY:

ProTerra
DESIGN GROUP, LLC

4 Bay Road, Bldg A
Suite 200
Hadley, MA 01035

Ph: (413)320-4918

verizon✓

118 FLANDERS ROAD
THIRD FLOOR
WESTBOROUGH, MA 01581

REVISIONS

REV	DATE	DESCRIPTION	BY
5	08/28/18	FOR SUBMITTAL	SPH

PS-1B



**STANDARD CONCRETE LIGHT POLE - AERIATA LUMINARY FIXTURE
PROPOSED PHOTOSIMULATION - EXHIBIT X-1C**

PREPARED BY:

ProTerra
DESIGN GROUP, LLC

4 Bay Road, Bldg A
Suite 200
Hadley, MA 01035

Ph: (413)320-4918

verizon✓

118 FLANDERS ROAD
THIRD FLOOR
WESTBOROUGH, MA 01581

REVISIONS

REV	DATE	DESCRIPTION	BY
5	08/28/18	FOR SUBMITTAL	SPH

PS-1C



**STANDARD CONCRETE LIGHT POLE - AERIATA LUMINARY FIXTURE
PROPOSED PHOTOSIMULATION - EXHIBIT X-1D**

PREPARED BY:

ProTerra
DESIGN GROUP, LLC

4 Bay Road, Bldg A
Suite 200
Hadley, MA 01035 Ph: (413)320-4918

verizon✓

118 FLANDERS ROAD
THIRD FLOOR
WESTBOROUGH, MA 01581

REVISIONS

REV	DATE	DESCRIPTION	BY
5	08/28/18	FOR SUBMITTAL	SPH

PS-1D



**STANDARD CONCRETE LIGHT POLE - COBRA LUMINARY FIXTURE
EXISTING CONDITIONS PHOTOGRAPH - EXHIBIT X-1**

PREPARED BY:

ProTerra
DESIGN GROUP, LLC

4 Bay Road, Bldg A
Suite 200
Hadley, MA 01035

Ph: (413)320-4918

verizon✓

118 FLANDERS ROAD
THIRD FLOOR
WESTBOROUGH, MA 01581

REVISIONS

REV	DATE	DESCRIPTION	BY
5	08/28/18	FOR REVIEW	SPH

PS-1E



**STANDARD CONCRETE LIGHT POLE - EXISTING COBRA LUMINARY FIXTURE
 PROPOSED STRAIGHT LUMINARY FIXTURE PHOTOSIMULATION - EXHIBIT X-1A**

PREPARED BY:

ProTerra
 DESIGN GROUP, LLC

4 Bay Road, Bldg A
 Suite 200
 Hadley, MA 01035

Ph: (413)320-4918

verizon✓

118 FLANDERS ROAD
 THIRD FLOOR
 WESTBOROUGH, MA 01581

REVISIONS

REV	DATE	DESCRIPTION	BY
5	08/28/18	FOR REVIEW	SPH

PS-1F



**STANDARD CONCRETE LIGHT POLE - EXISTING COBRA LUMINARY FIXTURE
 PROPOSED STRAIGHT LUMINARY FIXTURE PHOTOSIMULATION - EXHIBIT X-1B**

PREPARED BY:

ProTerra
 DESIGN GROUP, LLC

4 Bay Road, Bldg A
 Suite 200
 Hadley, MA 01035

Ph: (413)320-4918

verizon✓

118 FLANDERS ROAD
 THIRD FLOOR
 WESTBOROUGH, MA 01581

REVISIONS

REV	DATE	DESCRIPTION	BY
5	08/28/18	FOR REVIEW	SPH

PS-1G



**STANDARD CONCRETE LIGHT POLE - EXISTING COBRA LUMINARY FIXTURE
 PROPOSED STRAIGHT LUMINARY FIXTURE PHOTOSIMULATION - EXHIBIT X-1C**

PREPARED BY:

ProTerra
 DESIGN GROUP, LLC

4 Bay Road, Bldg A
 Suite 200
 Hadley, MA 01035

Ph: (413)320-4918

verizon✓

118 FLANDERS ROAD
 THIRD FLOOR
 WESTBOROUGH, MA 01581

REVISIONS

REV	DATE	DESCRIPTION	BY
5	08/28/18	FOR REVIEW	SPH

PS-1H



**STANDARD CONCRETE LIGHT POLE - EXISTING COBRA LUMINARY FIXTURE
 PROPOSED STRAIGHT LUMINARY FIXTURE PHOTOSIMULATION - EXHIBIT X-1D**

PREPARED BY:

ProTerra
 DESIGN GROUP, LLC

4 Bay Road, Bldg A
 Suite 200
 Hadley, MA 01035

Ph: (413)320-4918

verizon✓

118 FLANDERS ROAD
 THIRD FLOOR
 WESTBOROUGH, MA 01581

REVISIONS

REV	DATE	DESCRIPTION	BY
5	08/28/18	FOR REVIEW	SPH

PS-11



**STANDARD CONCRETE LIGHT POLE - STRAIGHT LUMINARY FIXTURE
EXISTING CONDITIONS PHOTOGRAPH - EXHIBIT X-3**

PREPARED BY:

ProTerra
DESIGN GROUP, LLC

4 Bay Road, Bldg A
Suite 200
Hadley, MA 01035

Ph: (413)320-4918

verizon✓

118 FLANDERS ROAD
THIRD FLOOR
WESTBOROUGH, MA 01581

REVISIONS

REV	DATE	DESCRIPTION	BY
5	08/28/18	FOR SUBMITTAL	SPH

PS-1K



**STANDARD CONCRETE LIGHT POLE - STRAIGHT LUMINARY FIXTURE
PROPOSED CONDITIONS PHOTOSIMULATION - EXHIBIT X-3A**

PREPARED BY:

ProTerra
DESIGN GROUP, LLC

4 Bay Road, Bldg A
Suite 200
Hadley, MA 01035

Ph: (413)320-4918

verizon✓

118 FLANDERS ROAD
THIRD FLOOR
WESTBOROUGH, MA 01581

REVISIONS

REV	DATE	DESCRIPTION	BY
5	08/28/18	FOR SUBMITTAL	SPH

PS-1L



**STANDARD LIGHT POLE - STRAIGHT LUMINARY FIXTURE
 PROPOSED CONDITIONS PHOTOSIMULATION - EXHIBIT X-3B**

PREPARED BY:

ProTerra
 DESIGN GROUP, LLC

4 Bay Road, Bldg A
 Suite 200
 Hadley, MA 01035

Ph: (413)320-4918

verizon✓

118 FLANDERS ROAD
 THIRD FLOOR
 WESTBOROUGH, MA 01581

REVISIONS

REV	DATE	DESCRIPTION	BY
5	08/28/18	FOR SUBMITTAL	SPH

PS-1M



**STANDARD LIGHT POLE - STRAIGHT LUMINARY FIXTURE
 PROPOSED CONDITIONS PHOTOSIMULATION - EXHIBIT X-3B**

PREPARED BY:

ProTerra
 DESIGN GROUP, LLC

4 Bay Road, Bldg A
 Suite 200
 Hadley, MA 01035 Ph: (413)320-4918

verizon✓

118 FLANDERS ROAD
 THIRD FLOOR
 WESTBOROUGH, MA 01581

REVISIONS

REV	DATE	DESCRIPTION	BY
5	08/28/18	FOR SUBMITTAL	SPH

PS-1N



**STANDARD LIGHT POLE - STRAIGHT LUMINARY FIXTURE
 PROPOSED CONDITIONS PHOTOSIMULATION - EXHIBIT X-3B**

PREPARED BY:

ProTerra
 DESIGN GROUP, LLC

4 Bay Road, Bldg A
 Suite 200
 Hadley, MA 01035 Ph: (413)320-4918

verizon✓

118 FLANDERS ROAD
 THIRD FLOOR
 WESTBOROUGH, MA 01581

REVISIONS

REV	DATE	DESCRIPTION	BY
5	08/28/18	FOR SUBMITTAL	SPH

PS-10



**STANDARD CONCRETE LIGHT POLE - DOUBLE STRAIGHT LUMINARY FIXTURE
EXISTING CONDITIONS PHOTOGRAPH - EXHIBIT X-1**

PREPARED BY:

ProTerra
DESIGN GROUP, LLC

4 Bay Road, Bldg A
Suite 200
Hadley, MA 01035 Ph: (413)320-4918

verizon✓

118 FLANDERS ROAD
THIRD FLOOR
WESTBOROUGH, MA 01581

REVISIONS

REV	DATE	DESCRIPTION	BY
5	08/28/18	FOR SUBMITTAL	SPH

PS-1P



**STANDARD CONCRETE LIGHT POLE - DOUBLE STRAIGHT LUMINARY FIXTURE
PROPOSED PHOTOSIMULATION - EXHIBIT X-1A**

PREPARED BY:

ProTerra
DESIGN GROUP, LLC

4 Bay Road, Bldg A
Suite 200
Hadley, MA 01035 Ph: (413)320-4918

verizon✓

118 FLANDERS ROAD
THIRD FLOOR
WESTBOROUGH, MA 01581

REVISIONS

REV	DATE	DESCRIPTION	BY
5	08/28/18	FOR SUBMITTAL	SPH

PS-1Q



**STANDARD CONCRETE LIGHT POLE - DOUBLE STRAIGHT LUMINARY FIXTURE
PROPOSED PHOTOSIMULATION - EXHIBIT X-1B**

PREPARED BY:

ProTerra
DESIGN GROUP, LLC

4 Bay Road, Bldg A
Suite 200
Hadley, MA 01035 Ph: (413)320-4918

verizon✓

118 FLANDERS ROAD
THIRD FLOOR
WESTBOROUGH, MA 01581

REVISIONS

REV	DATE	DESCRIPTION	BY
5	08/28/18	FOR SUBMITTAL	SPH

PS-1R



**STANDARD CONCRETE LIGHT POLE - DOUBLE STRAIGHT LUMINARY FIXTURE
PROPOSED PHOTOSIMULATION - EXHIBIT X-1C**

PREPARED BY:

ProTerra
DESIGN GROUP, LLC

4 Bay Road, Bldg A
Suite 200
Hadley, MA 01035 Ph: (413)320-4918

verizon✓

118 FLANDERS ROAD
THIRD FLOOR
WESTBOROUGH, MA 01581

REVISIONS

REV	DATE	DESCRIPTION	BY
5	08/28/18	FOR SUBMITTAL	SPH

PS-1S



**STANDARD CONCRETE LIGHT POLE - DOUBLE STRAIGHT LUMINARY FIXTURE
PROPOSED PHOTOSIMULATION - EXHIBIT X-1D**

PREPARED BY:

ProTerra
DESIGN GROUP, LLC

4 Bay Road, Bldg A
Suite 200
Hadley, MA 01035 Ph: (413)320-4918

verizon✓

118 FLANDERS ROAD
THIRD FLOOR
WESTBOROUGH, MA 01581

REVISIONS

REV	DATE	DESCRIPTION	BY
5	08/28/18	FOR SUBMITTAL	SPH

PS-1T